

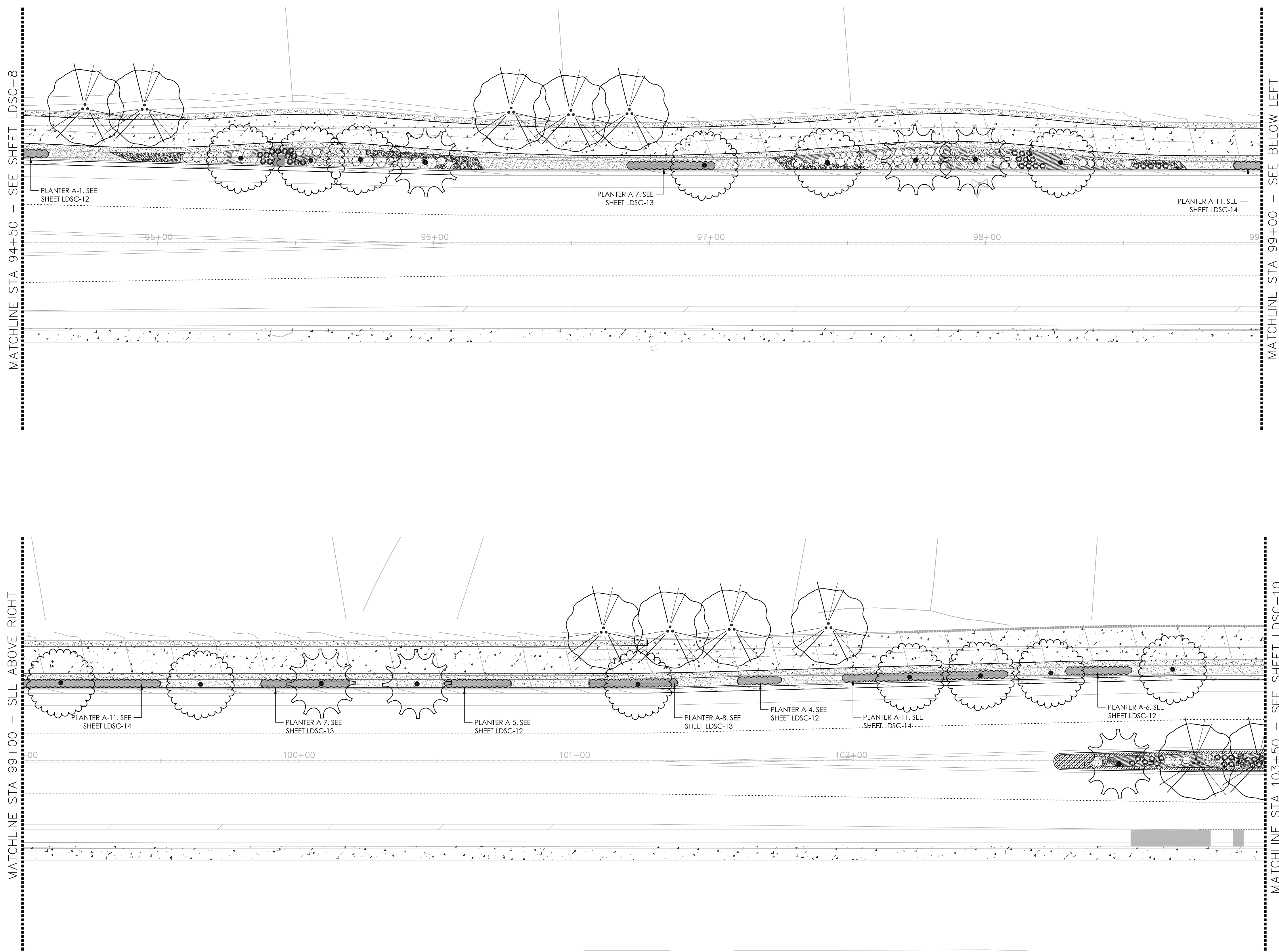
PLANT SCHEDULE				
TREES				
	BOTANICAL NAME	COMMON NAME	CONT	QTY
	(E) PALM TREE	EXISTING PALM	15 GAL	19
	(E) PALM TREE	TO BE RELOCATED	15 GAL	13
	ARBUTUS X 'MARINA'	ARBUTUS STANDARD	24"BOX	51
	BAUHINIA X BLAKEANA	HONG KONG ORCHID TREE	15 GAL	40
	CASSIA LEPTOPHYLLA	GOLD MEDALLION TREE	15 GAL	8
	HYMENOSPORUM FLAVUM	SWEETSHADE	15 GAL	10
	JACARANDA MMOSFOLIA	JACARANDA MULTITRUNK	15 GAL	65
	MAGNOLIA GRANDIFLORA 'MAJESTIC BEAUTY' TM	SOUTHERN MAGNOLIA	15 GAL	2
	TIPLANA TIPI	TIPI TREE	15 GAL	7
	X CHITALPA TASHKENTENSIS	CHITALPA	24"BOX	3
SHRUBS				
	BOTANICAL NAME	COMMON NAME	CONT	QTY
	ACHILLEA X 'MOONSHINE'	MOONSHINE YARROW	5 GAL	53
	AEONIUM ARBOREUM	TREE AEONIUM	5 GAL	22
	AEONIUM ARBOREUM 'ATROPURPUREUM'	TREE AEONIUM	5 GAL	11
	AGAVE AMERICANA	CENTURY PLANT	5 GAL	9
	AGAVE VILMORINIANA	OCTOPUS AGAVE	5 GAL	11
	AGAVE X 'BLUE GLOW'	BLUE GLOW AGAVE	5 GAL	21
	ALOE STRIATA	CORAL ALOE	5 GAL	28
	ANGOCANTHOS X 'BIG RED'	BIG RED KANGAROO PAW	5 GAL	53
	BULBINELLA FLORIBUNDA	BULBINELLA	5 GAL	245
	CAREX TUMUKUCOLA	FOOTHILL SEDGE	5 GAL	69
	CHONDROPETALUM TECTORIUM	CAPE RUSH	5 GAL	26
	CYCAS REVOLUTA	SAGO PALM	5 GAL	9
	FESTUCA RUBRA 'MOLATE'	MOLATE RED FESCUE	5 GAL	150
	IRIS DOUGLASIANA	DOUGLAS IRIS	5 GAL	48
	JUNCUS PATENS	CALIFORNIA GRAY RUSH	1 GAL	52
	LEYMUS CONDENSATUS 'CANYON PRINCE'	NATIVE BLUE RYE	1 GAL	28
	ILMONIUM PEREZII	STATICE	5 GAL	110
	LOMANDRA LONGIFOLIA 'BREEZE'	DWARF MAT RUSH	1 GAL	52
	MUHLENBERGIA DUBIA	PINE MUHLY	5 GAL	5
	MUHLENBERGIA REGENS	DEER GRASS	1 GAL	62
	MYOPORUM PARVIFOLIUM	TRAILING MYOPORUM	5 GAL	397
	PHORMIUM TENAX 'BRONZE BABY'	BRONZE BABY NEW ZEALAND FLAX	5 GAL	53
	SENECIO MANDRALISCAE 'BLUE CHALK STICKS'	SENECIO	1 GAL	361
	SETYRICHUM BELLUM	BLUE EYED GRASS	5 GAL	133
	YUCCA FLACCIDIA 'GOLDEN SWORD'	GOLDEN SWORD YUCCA	5 GAL	10

SYMBOL LEGEND	
	A: 30" x 24" x 2 1/2" C: 18" x 12" DESERT SAND BOULDERS FROM SOUTHWEST BOULDERS AND STONE - SEE DETAIL F ON PAGE LDSC17
	B: 6" x 8" 'MERICAN BEACH PEBBLE' COBBLES FROM SOUTHWEST BOULDER & STONE - SEE DETAIL E ON PAGE LDSC17
	PAVERS - SEE DETAILS G/H ON PAGE LDSC17
	DG - SEE DETAIL I ON PAGE LDSC17
	WOOD MULCH - CITY PREFERRED MULCH. INSTALL PER MANUFACTURER'S RECOMMENDATIONS
	F: 2" x 3" 'MERICAN BEACH PEBBLE' PEBBLE FROM SOUTHWEST BOULDER & STONE - SEE DETAIL E ON PAGE LDSC17
	PLANTER AREA - REFER TO SHEET LISTED FOR DETAILS

LOMAS SANTA FE-PLAN
SCALE: 1"=20'

AS-BUILT
PLAN CODE LDSC-8
By: _____ Date: _____
R.C.E.: _____ Exp: _____

	ENGINEER OF WORK	CITY APPROVED CHANGES	APP'D DATE	RECOMMENDED FOR APPROVAL	APPROVED FOR CONSTRUCTION	BENCH MARK	CITY OF SOLANA BEACH ENGINEERING DEPARTMENT IMPROVEMENT PLANS FOR: LOMAS SANTA FE CORRIDOR LANDSCAPE & PLANTING PLAN	PL-8 Sheet 64 of 73
	DATE			By: _____ Date: _____	By: Mohammad Sammak, City Engineer R.C.E.: 37146 Exp: 6/30/22	DESCRIPTION: LOCATION: ELEV.: _____ DATUM: M.S.L.		

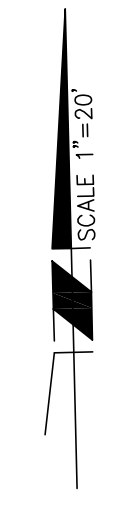


PLANT SCHEDULE

TREES	BOTANICAL NAME	COMMON NAME	CONT	QTY
	(E) PALM TREE	EXISTING PALM	15 GAL	19
	(E) PALM TREE	TO BE RELOCATED	15 GAL	13
	ARBUTUS X 'MARINA'	ARBUTUS STANDARD	24"BOX	51
	BAUHINIA X BLAKEANA	HONG KONG ORCHID TREE	15 GAL	40
	CASSIA LEPTOPHYLLA	GOLD MEDALLION TREE	15 GAL	8
	HYMENOSPORUM FLAVUM	SWEETSHADE	15 GAL	10
	JACARANDA MMOSFOLIA	JACARANDA MULTITRUNK	15 GAL	65
	MAGNOLIA GRANDIFLORA 'MAJESTIC BEAUTY' TM	SOUTHERN MAGNOLIA	15 GAL	2
	TIPIANA TIPIU	TIPIU TREE	15 GAL	7
	X CHITALPA TASHKENTENSIS	CHITALPA	24"BOX	3
SHRUBS	BOTANICAL NAME	COMMON NAME	CONT	QTY
	ACHILLEA X 'MOONSHINE'	MOONSHINE YARROW	5 GAL	53
	AEONIUM ARBOREUM	TREE AEONIUM	5 GAL	22
	AEONIUM ARBOREUM 'ATROPURPUREUM'	TREE AEONIUM	5 GAL	11
	AGAVE AMERICANA	CENTURY PLANT	5 GAL	9
	AGAVE VILMORINIANA	OCTOPUS AGAVE	5 GAL	11
	AGAVE X 'BLUE GLOW'	BLUE GLOW AGAVE	5 GAL	21
	ALOE STRIATA	CORAL ALOE	5 GAL	28
	ANIGOZANTHOS X 'BIG RED'	BIG RED KANGAROO PAW	5 GAL	53
	BULBINELLA FLORIBUNDA	BULBINELLA	5 GAL	245
	CAREX TUMUKUCOLA	FOOTHILL SEDGE	5 GAL	69
	CHONDROPETALUM TECTORIUM	CAPE RUSH	5 GAL	26
	CYCAS REVOLUTA	SAGO PALM	5 GAL	9
	FESTUCA RUBRA 'MOLATE'	MOLATE RED FESCUE	5 GAL	150
	IRIS DOUGLASSIANA	DOUGLAS IRIS	5 GAL	48
	JUNCUS PATENS	CALIFORNIA GRAY RUSH	1 GAL	52
	LEYMUS CONDENSATUS 'CANYON PRINCE'	NATIVE BLUE RYE	1 GAL	28
	LIMONIUM PEREII	STATICE	5 GAL	110
	LOMANDRA LONGIFOLIA 'BREEZE'	DWARF MAT RUSH	1 GAL	52
	MUHLENBERGIA DUBIA	PINE MUHLY	5 GAL	5
	MUHLENBERGIA RICENS	DEER GRASS	1 GAL	62
	MYOPORUM PARVIFOLIUM	TRAILING MYOPORUM	5 GAL	397
	PHORMIUM TENAX 'BRONZE BABY'	BRONZE BABY NEW ZEALAND FLAX	5 GAL	53
	SENECIO MANDRALISCAE 'BLUE CHALK STICKS'	SENECIO	1 GAL	361
	SETRINCHIUM BELLUM	BLUE EYED GRASS	5 GAL	133
	YUCCA FLACIDA 'GOLDEN SWORD'	GOLDEN SWORD YUCCA	5 GAL	10

SYMBOL LEGEND

	A: 30" x 24" x 8.25" B: 18" x 12" DESERT SAND BOULDERS FROM SOUTHWEST BOULDERS AND STONE	- SEE DETAIL F ON PAGE LDSC17
	B: 6" x 6" x 2" MERICAN BEACH PEBBLE COBBLES FROM SOUTHWEST BOULDER & STONE	- SEE DETAIL E ON PAGE LDSC17
	PAVERS	- SEE DETAILS G/H ON PAGE LDSC17
	DG	- SEE DETAIL I ON PAGE LDSC17
	WOOD MULCH	- CITY PREFERRED MULCH. INSTALL PER MANUFACTURER'S RECOMMENDATIONS
	F: 2" x 3" MERICAN BEACH PEBBLE PEBBLE FROM SOUTHWEST BOULDER & STONE	- SEE DETAIL E ON PAGE LDSC17
	PLANTER AREA - REFER TO SHEET LISTED FOR DETAILS	



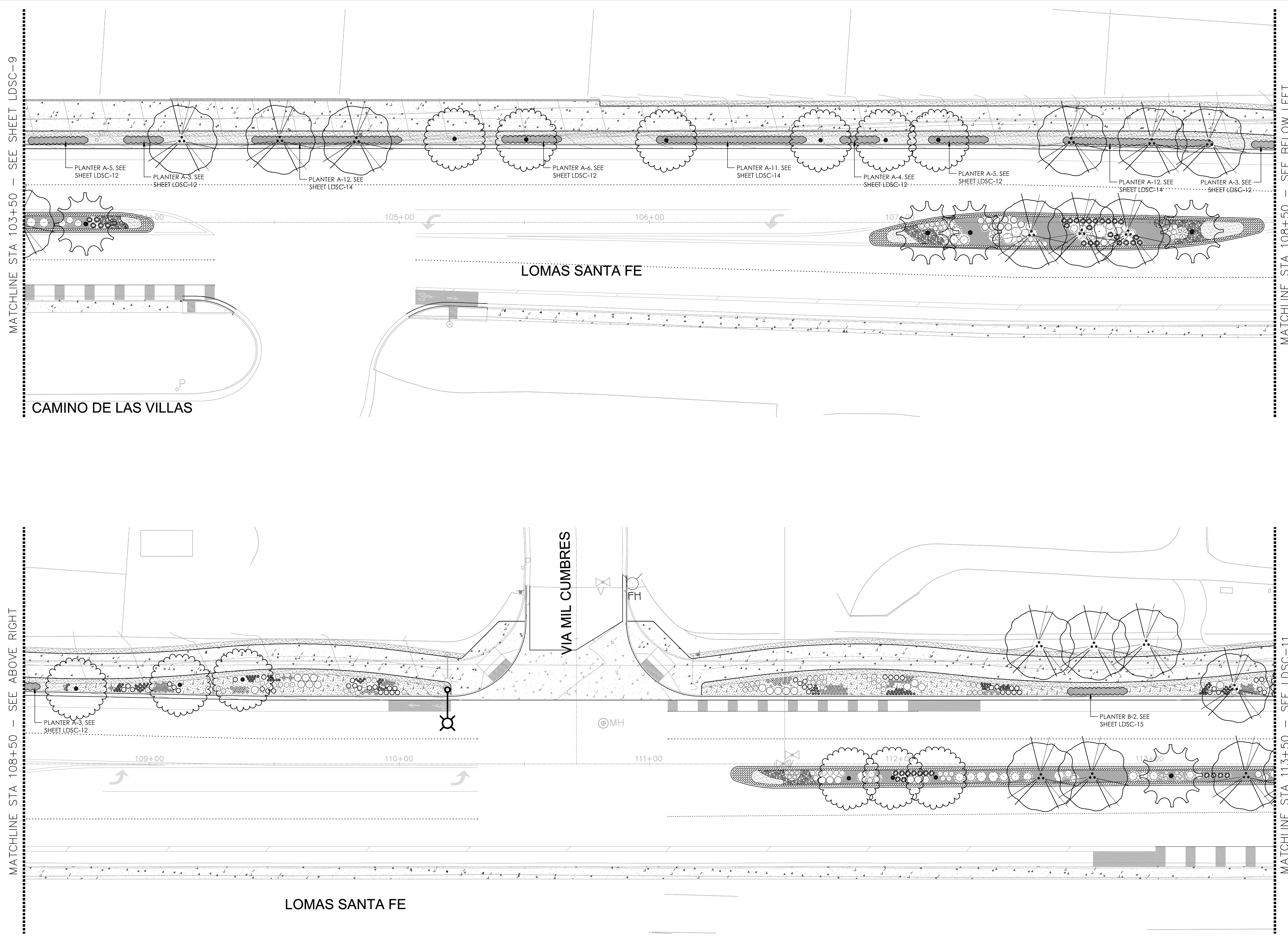
LOMAS SANTA FE-PLAN
SCALE: 1"=20'

AS-BUILT
PLAN CODE: LDSC-9
By: _____ Date: _____
R.C.E.: _____ Exp: _____

 <small>3765 S. Highway 91, Ste. 102 • San Luis Obispo, CA 93401 (805) 545-1714 • F (805) 545-4409 www.rrmdesign.com</small>	ENGINEER OF WORK	CITY APPROVED CHANGES	APP'D	DATE	RECOMMENDED FOR APPROVAL	APPROVED FOR CONSTRUCTION	BENCH MARK	CITY OF SOLANA BEACH IMPROVEMENT PLANS FOR: LOMAS SANTA FE CORRIDOR	ENGINEERING DEPARTMENT	DRAWING NO.
	DATE				By: _____ Date: _____	By: Mohammad Sammak, City Engineer R.C.E.: 37146 Exp: 6/30/22				LANDSCAPE & PLANTING PLAN
								DESCRIPTION: ELEV.: _____ DATUM: M.S.L.		Sheet 65 of 73

100% PLANS - DECEMBER 10, 2021. NOT FOR CONSTRUCTION

100% PLANS - DECEMBER 10, 2021. NOT FOR CONSTRUCTION



PLANT SCHEDULE				
TREES	BOTANICAL NAME	COMMON NAME	CONT	QTY
	(E) PALM TREE	EXISTING PALM	15 GAL	19
	(E) PALM TREE	TO BE RELOCATED	15 GAL	13
	ARBUTUS X 'MARINA'	ARBUTUS STANDARD	24"BOX	51
	BAUHINIA X BLAKEANA	HONG KONG ORCHID TREE	15 GAL	40
	CASSIA LEPTOPHYLLA	GOLD MEDALLION TREE	15 GAL	8
	HYMENOSPORUM FLAVUM	SWEETSHADE	15 GAL	10
	JACARANDA MIMOSIFOLIA	JACARANDA MULTITRUNK	15 GAL	65
	MAGNOLIA GRANDIFLORA 'MAJESTIC BEAUTY' TM	SOUTHERN MAGNOLIA	15 GAL	2
	TIPLUANA TIPIU	TIPIU TREE	15 GAL	7
	X CHITALPA TASHKENTENSIS	CHITALPA	24"BOX	3
SHRUBS	BOTANICAL NAME	COMMON NAME	CONT	QTY
	ACHILLEA X 'MOONSHINE'	MOONSHINE YARROW	5 GAL	53
	AEONIUM ARBOREUM	TREE AEONIUM	5 GAL	22
	AEONIUM ARBOREUM 'ATROPURPUREUM'	TREE AEONIUM	5 GAL	11
	AGAVE AMERICANA	CENTURY PLANT	5 GAL	9
	AGAVE VILMORINIANA	OCTOPUS AGAVE	5 GAL	11
	AGAVE X 'BLUE GLOW'	BLUE GLOW AGAVE	5 GAL	21
	ALOE STRIATA	CORAL ALOE	5 GAL	28
	ANIGOZANTHOS X 'BIG RED'	BIG RED KANGAROO PAW	5 GAL	53
	BULBINELLA FLORIBUNDA	BULBINELLA	5 GAL	245
	CAREX TUMUKUCOLA	FOOTHILL SEDGE	5 GAL	69
	CHONDROPETALUM TECTORIUM	CAPE RUSH	5 GAL	26
	CYCAS REVOLUTA	SAGO PALM	5 GAL	9
	FESTUCA RUBRA 'MOLATE'	MOLATE RED FESCUE	5 GAL	150
	IRIS DOUGLASIANA	DOUGLAS IRIS	5 GAL	48
	JUNCUS PATENS	CALIFORNIA GRAY RUSH	1 GAL	52
	LEYMUS CONDENSATUS 'CANYON PRINCE'	NATIVE BLUE RYE	1 GAL	28
	LIMONIUM PEREII	STATICE	5 GAL	110
	LOMANDRA LONGIFOLIA 'BREEZE'	DWARF MAT RUSH	1 GAL	52
	MUHLENBERGIA DUBIA	PINE MUHLY	5 GAL	5
	MUHLENBERGIA REGENS	DEER GRASS	1 GAL	62
	MYOPORUM PARVIFOLIUM	TRAILING MYOPORUM	5 GAL	397
	PHORMIUM TENAX 'BRONZE BABY'	BRONZE BABY NEW ZEALAND FLAX	5 GAL	53
	SENECIO MANDRALISCAE 'BLUE CHALK STICKS'	SENECIO	1 GAL	361
	SETRINCHIUM BELLUM	BLUE EYED GRASS	5 GAL	133
	YUCCA FLACIDA 'GOLDEN SWORD'	GOLDEN SWORD YUCCA	5 GAL	10

SYMBOL LEGEND	
	A: 30" x 24" x 2 1/2" C: 18" x 12" DESERT SAND BOULDERS FROM SOUTHWEST BOULDERS AND STONE - SEE DETAIL F ON PAGE LDSC17
	B: 6" x 6" x 2" MERICAN BEACH PEBBLE COBBLE FROM SOUTHWEST BOULDER & STONE - SEE DETAIL E ON PAGE LDSC17
	C: PAVERS - SEE DETAILS G/H ON PAGE LDSC17
	D: DG - SEE DETAIL I ON PAGE LDSC17
	E: WOOD MULCH - CITY PREFERRED MULCH. INSTALL PER MANUFACTURER'S RECOMMENDATIONS
	F: 2" x 3" MERICAN BEACH PEBBLE FROM SOUTHWEST BOULDER & STONE - SEE DETAIL E ON PAGE LDSC17
	G: PLANTER AREA - REFER TO SHEET LISTED FOR DETAILS

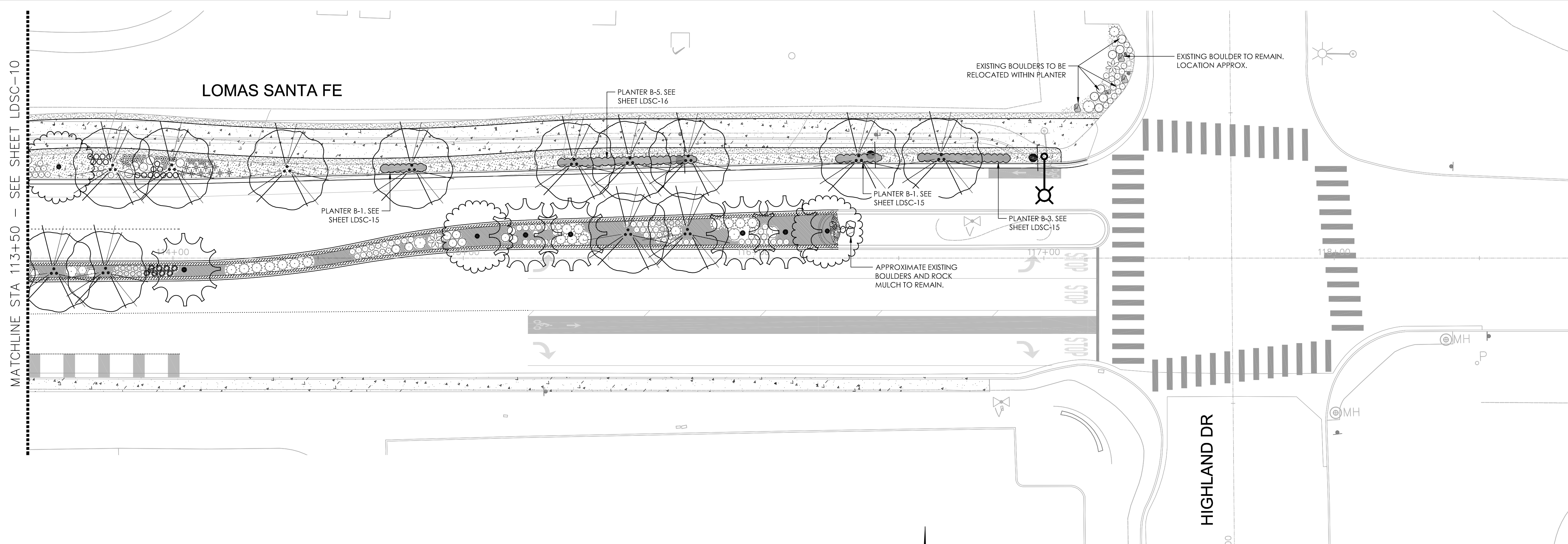
LOMAS SANTA FE-PLAN
SCALE: 1"=20'

AS-BUILT
PLAN CODE: LDSC-10
By: _____ Date: _____
R.C.E.: _____ Exp: _____



ENGINEER OF WORK	CITY APPROVED CHANGES	APP'D	DATE	RECOMMENDED FOR APPROVAL	APPROVED FOR CONSTRUCTION	BENCH MARK
_____	_____	_____	_____	By: _____ Date: _____	By: Mohammad Sammak, City Engineer R.C.E.: 37146 Exp: 6/30/22	ELEV.: _____ DATUM: M.S.L.

CITY OF SOLANA BEACH	ENGINEERING DEPARTMENT	DRAWING NO.
IMPROVEMENT PLANS FOR:	LANDSCAPE & PLANTING PLAN	PL-10
LOMAS SANTA FE CORRIDOR		Sheet 66 of 73




LOMAS SANTA FE-PLAN
SCALE: 1"=20'



PLANT SCHEDULE				
TREES	BOTANICAL NAME	COMMON NAME	CONT	QTY
	(E) PALM TREE	EXISTING PALM	15 GAL	19
	(E) PALM TREE	TO BE RELOCATED	15 GAL	13
	ARBUTUS X 'MARINA'	ARBUTUS STANDARD	24"BOX	51
	BAUHINIA X BLAKEANA	HONG KONG ORCHID TREE	15 GAL	40
	CASSIA LEPTOPHYLLA	GOLD MEDALLION TREE	15 GAL	8
	HYMENOSPORUM FLAVUM	SWEETSHADE	15 GAL	10
	JACARANDA MMOSIFOLIA	JACARANDA MULTITRUNK	15 GAL	65
	MAGNOLIA GRANDIFLORA 'MAJESTIC BEAUTY' TM	SOUTHERN MAGNOLIA	15 GAL	2
	TIPLIANA TIPIU	TIPIU TREE	15 GAL	7
	X CHITALPA TASHKENTENSIS	CHITALPA	24"BOX	3
SHRUBS	BOTANICAL NAME	COMMON NAME	CONT	QTY
	ACHILLEA X 'MOONSHINE'	MOONSHINE YARROW	5 GAL	53
	AEONIUM ARBOREUM	TREE AEONIUM	5 GAL	22
	AEONIUM ARBOREUM 'ATROPURPUREUM'	TREE AEONIUM	5 GAL	11
	AGAVE AMERICANA	CENTURY PLANT	5 GAL	9
	AGAVE VILMORINIANA	OCTOPUS AGAVE	5 GAL	11
	AGAVE X 'BLUE GLOW'	BLUE GLOW AGAVE	5 GAL	21
	ALOE STRIATA	CORAL ALOE	5 GAL	28
	ANIGOZANTHOS X 'BIG RED'	BIG RED KANGAROO PAW	5 GAL	53
	BULBINELLA FLORIBUNDA	BIG RED KANGAROO PAW	5 GAL	245
	CAREX TUMULUCOLA	FOOTHILL SEDGE	5 GAL	69
	CHONDROPETALUM TECTORIUM	CAPE RUSH	5 GAL	26
	CYCAS REVOLUTA	SAGO PALM	5 GAL	9
	FESTUCA RUBRA 'MOLATE'	MOLATE RED FESCUE	5 GAL	150
	IRIS DOUGLASIANA	DOUGLAS IRIS	5 GAL	48
	JUNCIUS PATENS	CALIFORNIA GRAY RUSH	1 GAL	52
	LEYMUS CONDENSATUS 'CANYON PRINCE'	NATIVE BLUE RYE	1 GAL	28
	LIMONIUM PEREZII	STATICE	5 GAL	110
	LOMANDRA LONGIFOLIA 'BREEZE'	DWARF MAT RUSH	1 GAL	52
	MUHLENBERGIA DUBIA	PINE MUHLY	5 GAL	5
	MUHLENBERGIA RISENS	DEER GRASS	1 GAL	62
	MYOPORUM PARVIFOLIUM	TRAILING MYOPORUM	5 GAL	397
	PHORMIUM TENAX 'BRONZE BABY'	BRONZE BABY NEW ZEALAND FLAX	5 GAL	53
	SENECIO MANDRALISCAE 'BLUE CHALK STICKS'	SENECIO	1 GAL	361
	SETRINCHIUM BELLUM	BLUE EYED GRASS	5 GAL	133
	YUCCA FLACCIDA 'GOLDEN SWORD'	GOLDEN SWORD YUCCA	5 GAL	10

SYMBOL LEGEND	
	A: 30" x 24" 8.25" x 18" C: 18" x 12" DESERT SAND BOULDERS FROM SOUTHWEST BOULDERS AND STONE - SEE DETAIL F ON PAGE LDSC17
	6" BEACH PEBBLE FROM SOUTHWEST BOULDER & STONE - SEE DETAIL E ON PAGE LDSC17
	PAVERS - SEE DETAILS G/H ON PAGE LDSC17
	DG - SEE DETAIL I ON PAGE LDSC17
	WOOD MULCH - CITY PREFERRED MULCH. INSTALL PER MANUFACTURER'S RECOMMENDATIONS
	2" BEACH PEBBLE FROM SOUTHWEST BOULDER & STONE - SEE DETAIL E ON PAGE LDSC17
	PLANTER AREA - REFER TO SHEET LISTED FOR DETAILS

AS-BUILT
 PLAN CODE LDSC-11
 By: _____ Date: _____
 R.C.E.: _____ Exp: _____



ENGINEER OF WORK	CITY APPROVED CHANGES	APP'D	DATE	RECOMMENDED FOR APPROVAL	APPROVED FOR CONSTRUCTION	BENCH MARK
_____	_____	_____	_____	By: _____ Date: _____	By: Mohammad Sammak, City Engineer R.C.E.: 37146 Exp: 6/30/22	ELEV.: _____ DATUM: M.S.L.

CITY OF SOLANA BEACH	ENGINEERING DEPARTMENT	DRAWING NO.
IMPROVEMENT PLANS FOR:	LANDSCAPE & PLANTING PLAN	PL-11
LOMAS SANTA FE CORRIDOR		Sheet 67 of 73

100% PLANS - DECEMBER 10, 2021. NOT FOR CONSTRUCTION

PLANT SCHEDULE

SHRUBS	BOTANICAL NAME	COMMON NAME
	AEONIUM ARBOREUM 'ATROPURPUREUM'	TREE AEONIUM
	ALOE STRIATA	CORAL ALOE
	ANIGOZANTHOS X 'BIG RED'	BIG RED KANGAROO PAW
	LOMANDRA LONGIFOLIA 'BREEZE'	DWARF MAT RUSH
	MUHLENBERGIA DUBIA	PINE MUHLY
	MYOPORUM PARVIFOLIUM	TRAILING MYOPORUM
	PHORMIUM TENAX 'BRONZE BABY'	BRONZE BABY NEW ZEALAND FLAX
	SENECIO MANDRALISCAE 'BLUE CHALK STICKS'	SENECIO

SYMBOL LEGEND

12", 18" AND 24" 'DESERT SAND' BOULDERS FROM SOUTHWEST BOULDER & STONE

DECOMPOSED GRANITE

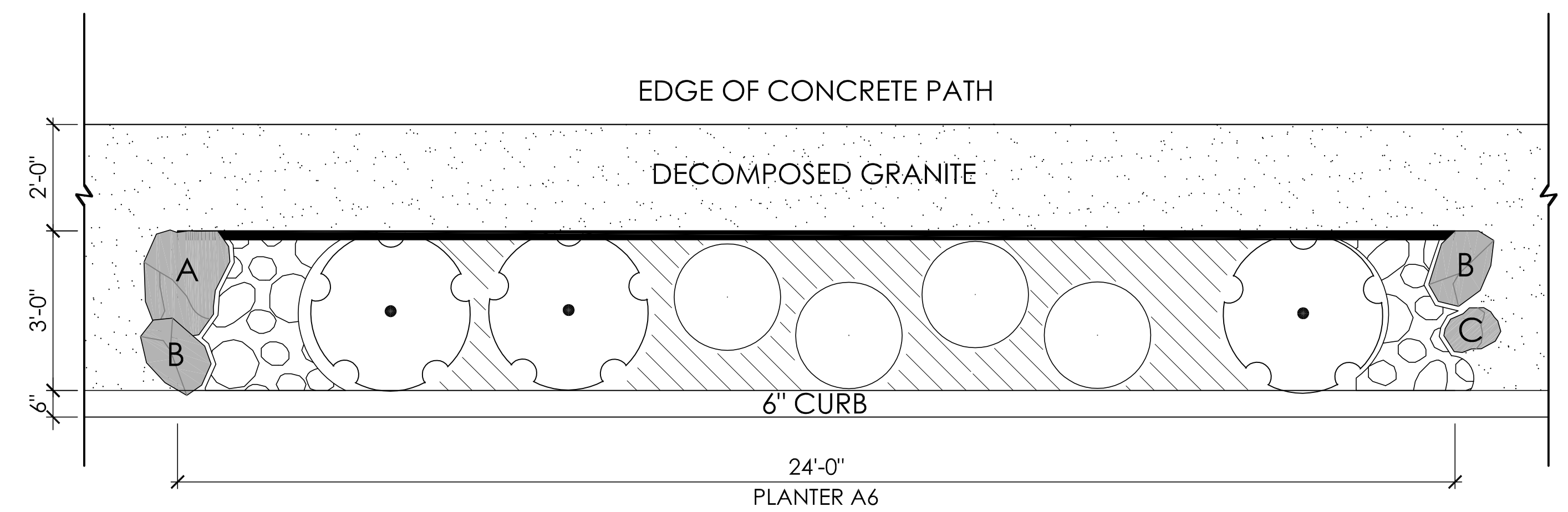
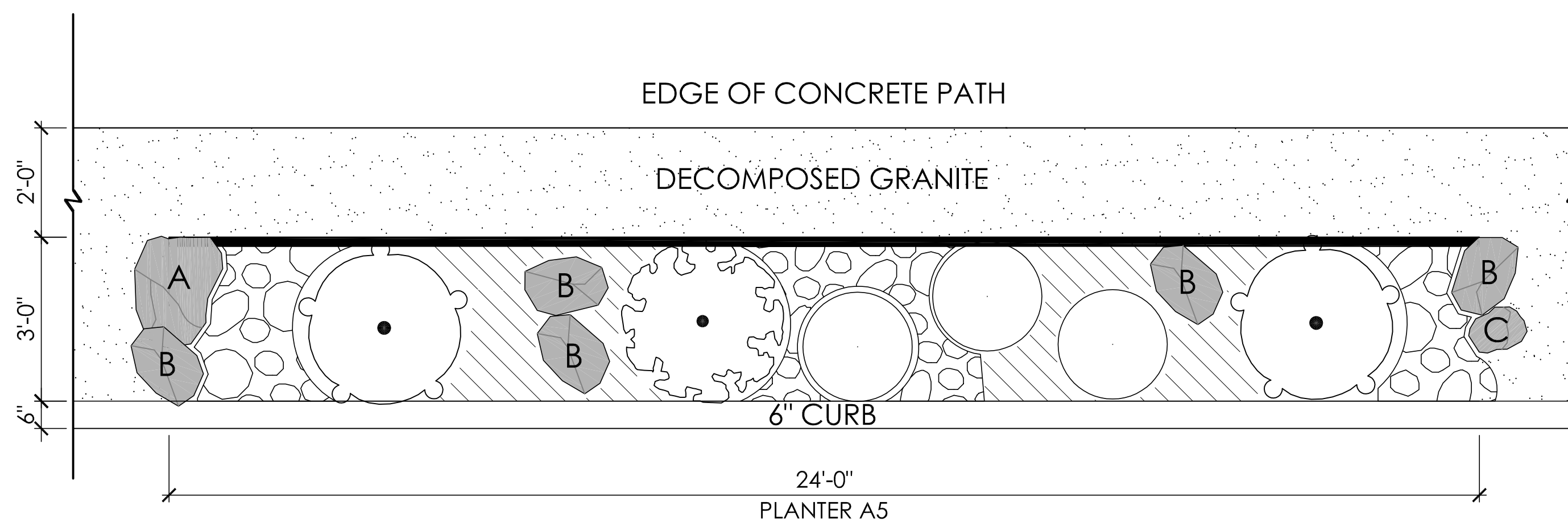
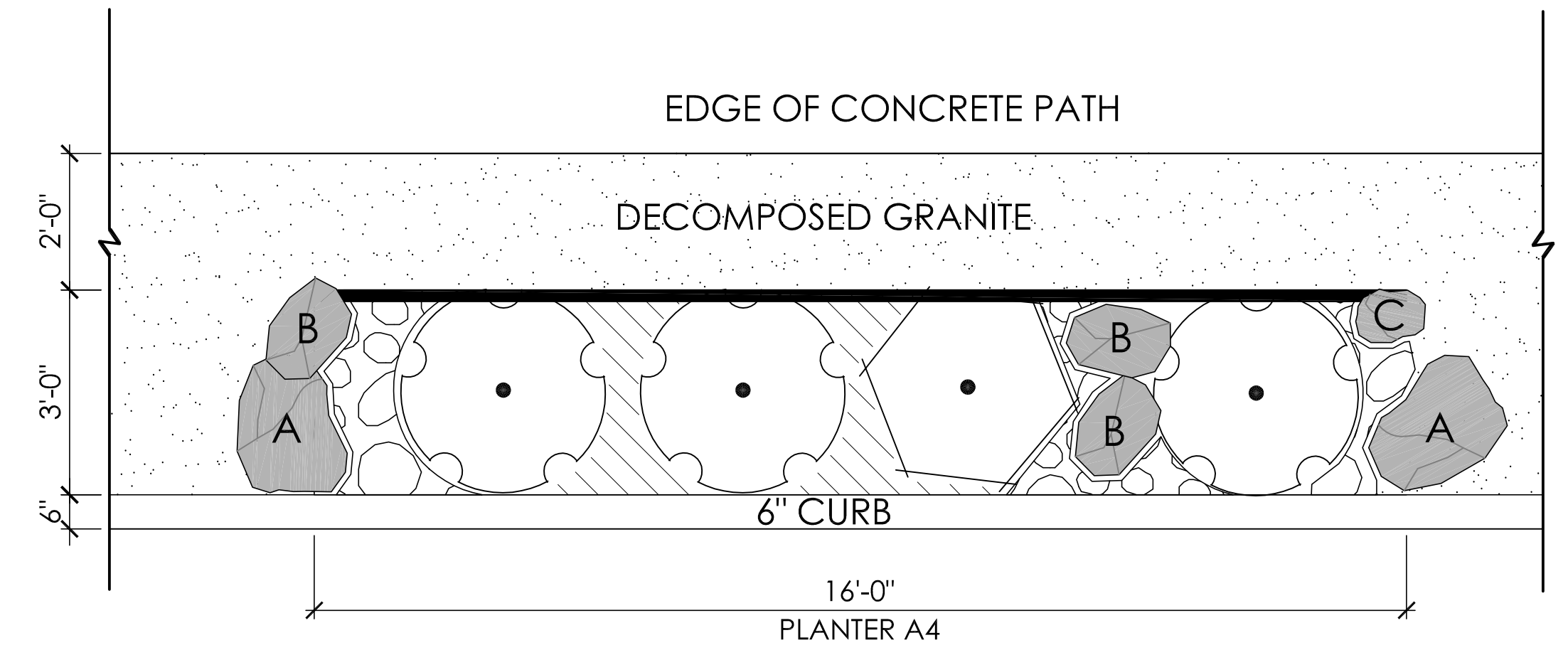
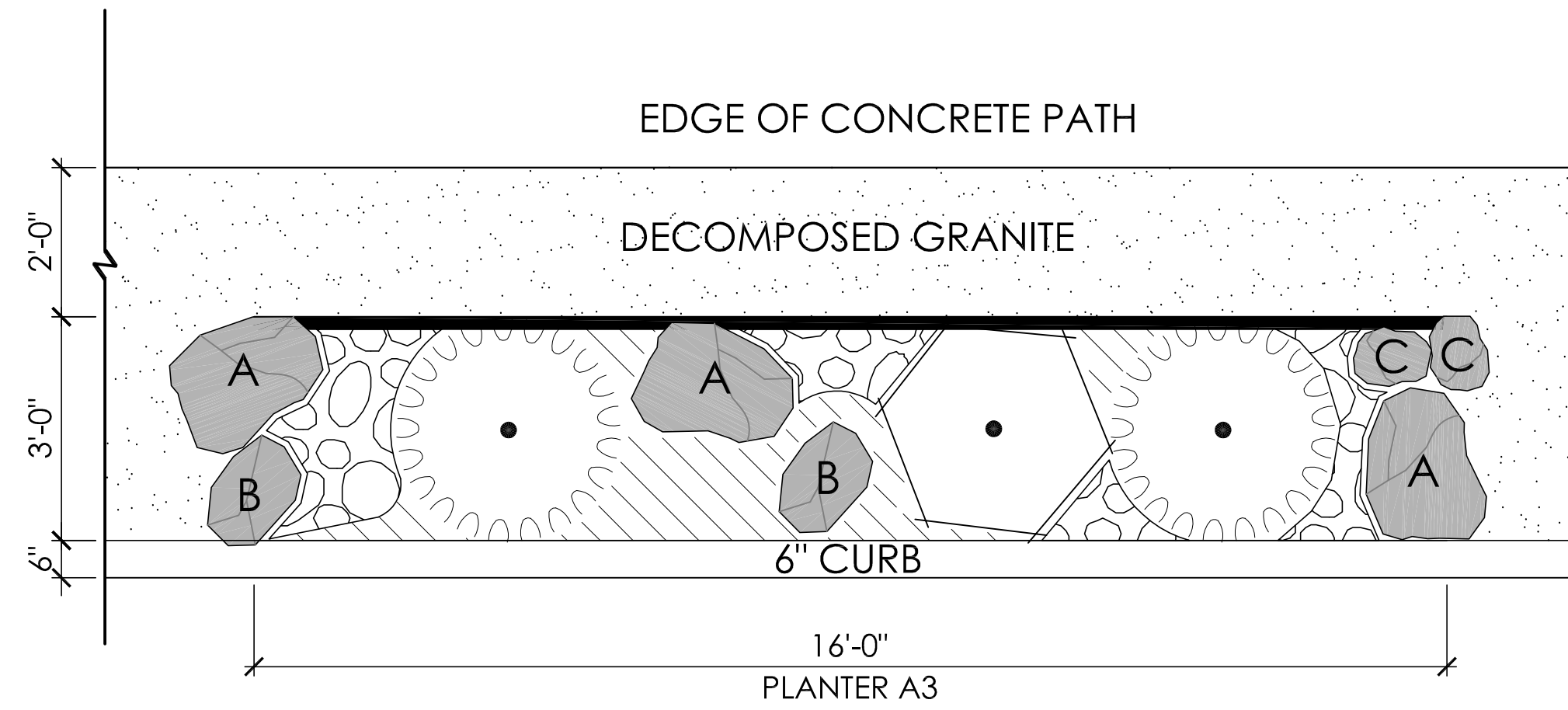
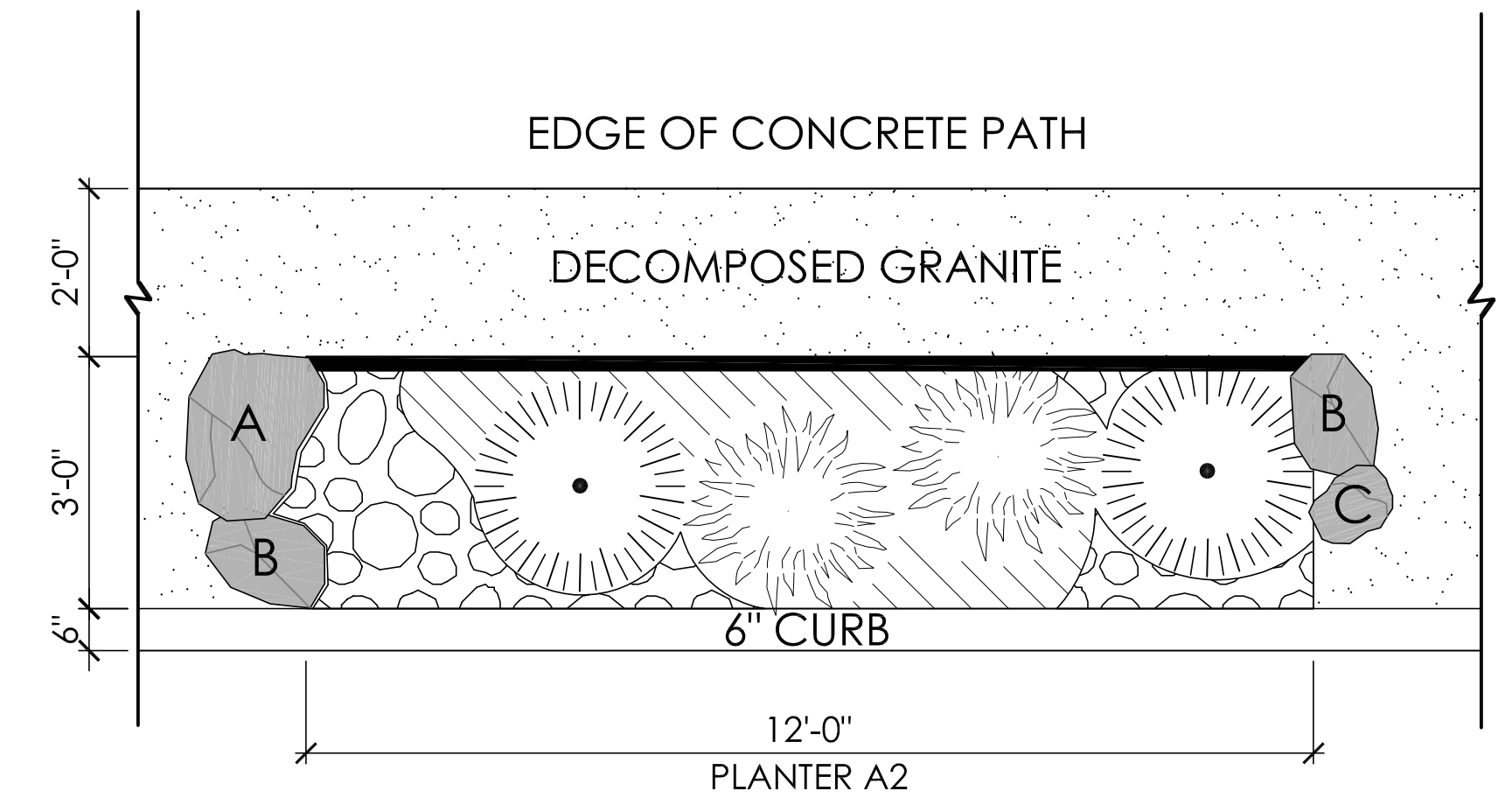
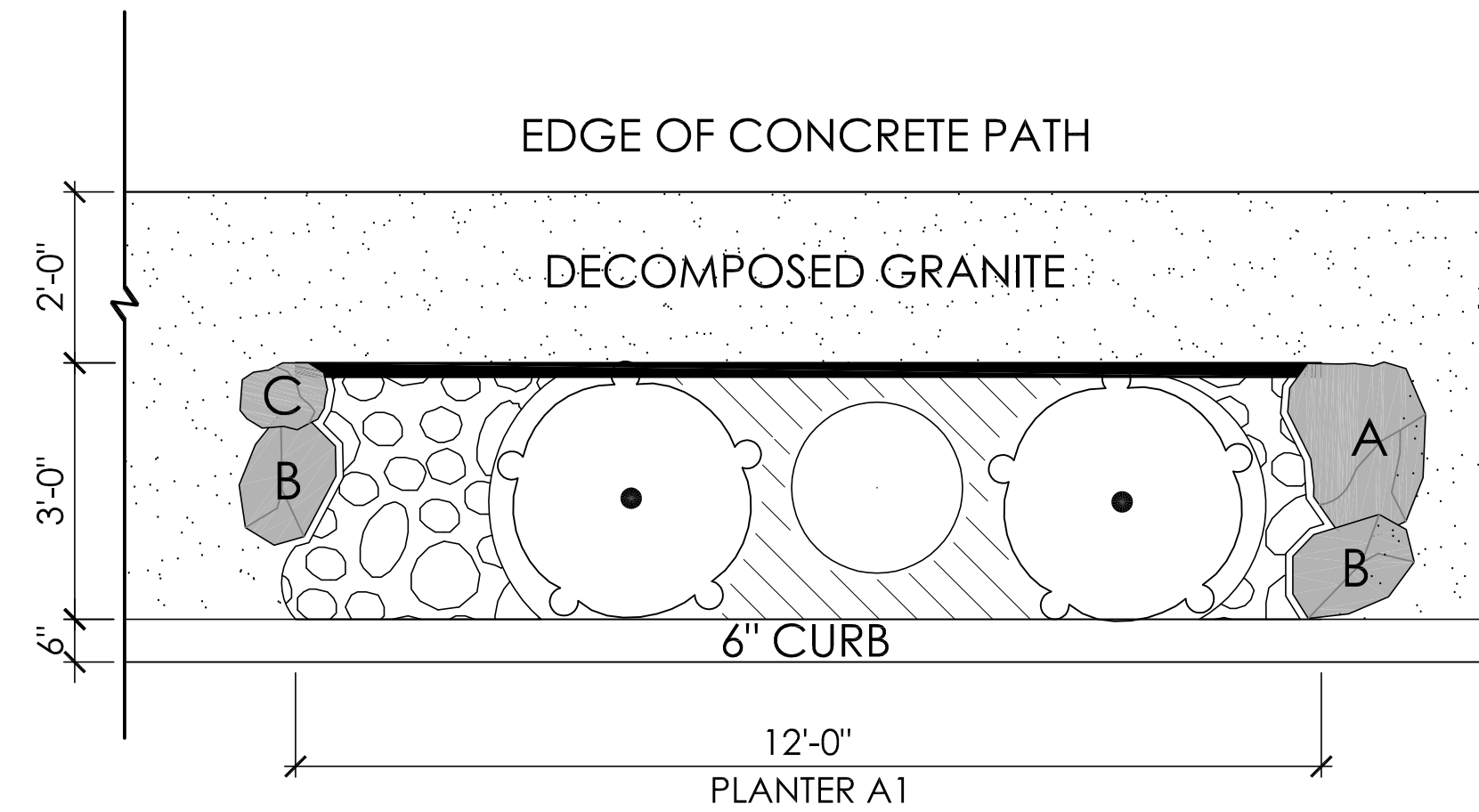
WOOD MULCH

6"-8" 'MEXICAN BEACH PEBBLE' COBBLE FROM SOUTHWEST BOULDER & STONE

TREX EDGING - INCREMENTS OF 12'-0" AND 16'-0"

NOTES:

1. ADJUST OR REMOVE PLANT, WHERE TREE MAY OCCUR. SEE PLANS FOR TREE LOCATIONS.
2. PROVIDE A PHOTOGRAPH OF EACH COMPLETED PLANTER TYPE, TO RECEIVE APPROVAL FROM LANDSCAPE ARCHITECT BEFORE PROCEEDING WITH FURTHER PLANTER CONSTRUCTION. PLANTER TYPES INCLUDE: PARKWAY, WATER QUALITY, MEDIAN AND BULBOUT.






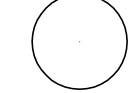
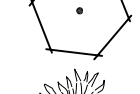


A PARKWAY PLANTER
1/2" = 1'-0"

PLAN CODE LDSC-12
AS-BUILT
By: _____ Date: _____
R.C.E.: _____ Exp: _____

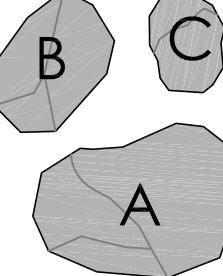
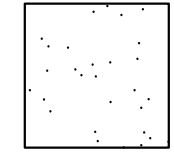
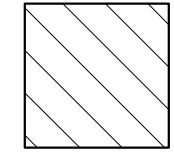
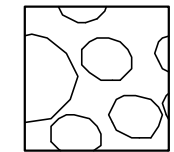

ENGINEER OF WORK	CITY APPROVED CHANGES	APP'D	DATE	RECOMMENDED FOR APPROVAL	APPROVED FOR CONSTRUCTION	BENCH MARK	CITY OF SOLANA BEACH	ENGINEERING DEPARTMENT	DRAWING NO.
				By: _____ Date: _____	By: _____ Date: _____	DESCRIPTION: LOCATION: ELEV.: _____ DATUM: M.S.L.	IMPROVEMENT PLANS FOR: LOMAS SANTA FE CORRIDOR	LANDSCAPE & PLANTING DETAILS	PL-12
				By: _____ Date: _____	Mohammad Sammak, City Engineer R.C.E.: 37146 Exp: 6/30/22				Sheet 68 of 73

100% PLANS - DECEMBER 10, 2021. NOT FOR CONSTRUCTION

PLANT SCHEDULE

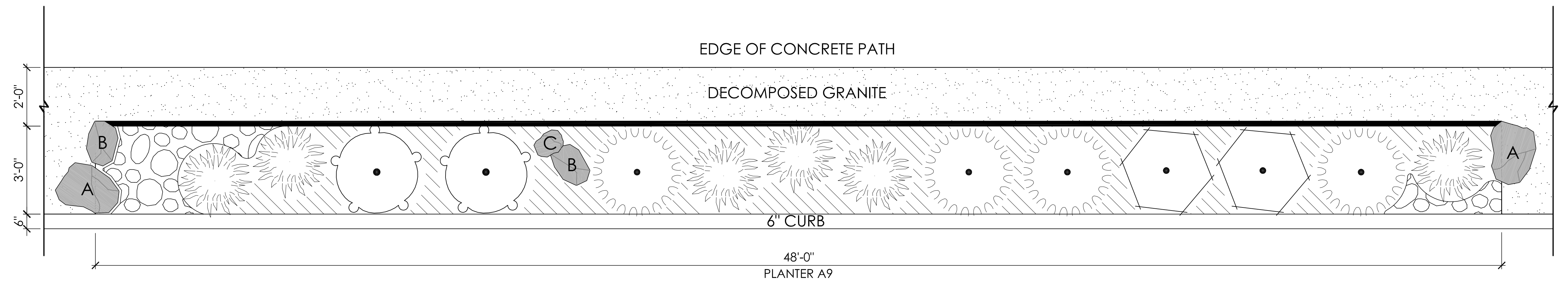
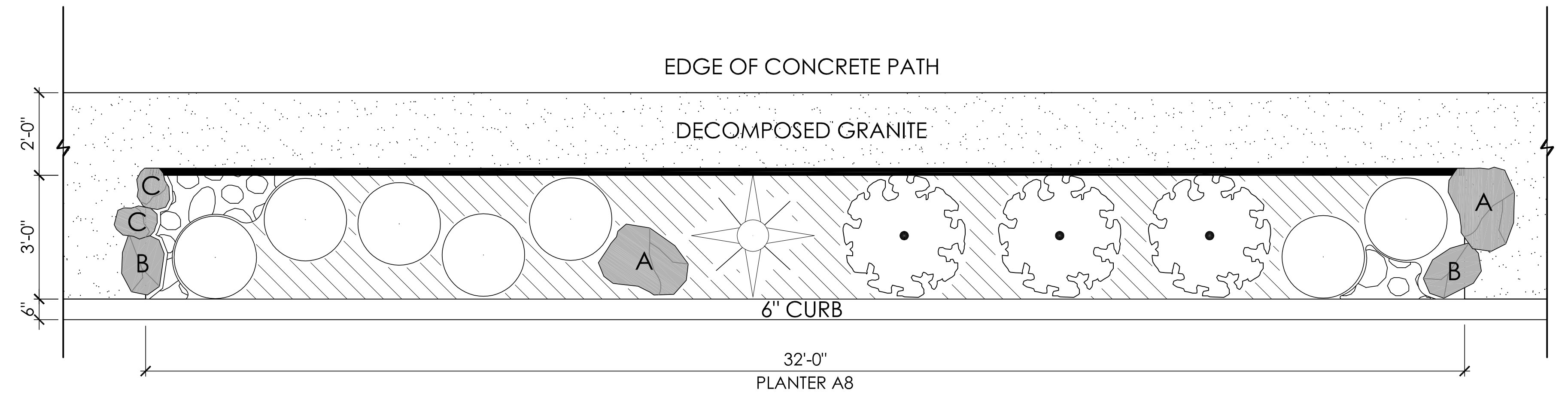
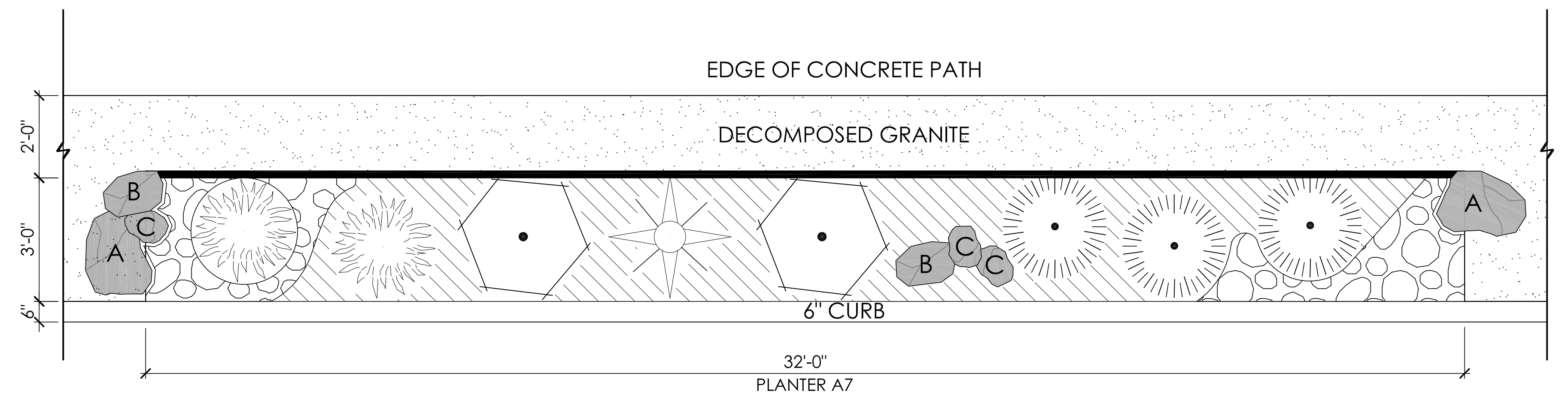
SHRUBS	BOTANICAL NAME	COMMON NAME
	AEONIUM ARBOREUM 'ATROPURPUREUM'	TREE AEONIUM
	ALOE STRIATA	CORAL ALOE
	LEYMUS CONDENSATUS 'CANYON PRINCE'	NATIVE BLUE RYE
	LOMANDRA LONGIFOLIA 'BREEZE'	DWARF MAT RUSH
	MUHLENBERGIA DUBIA	PINE MUHLY
	MYOPORUM PARVIFOLIUM	TRAILING MYOPORUM
	PHORMIUM TENAX 'BRONZE BABY'	BRONZE BABY NEW ZEALAND FLAX
	SENECIO MANDRALISCAE 'BLUE CHALK STICKS'	SENECIO

SYMBOL LEGEND

	12', 18" AND 24" 'DESERT SAND' BOULDERS FROM SOUTHWEST BOULDER & STONE
	DECOMPOSED GRANITE
	WOOD MULCH
	6"-8" 'MEXICAN BEACH PEBBLE' COBBLE FROM SOUTHWEST BOULDER & STONE
	TREX EDGING - INCREMENTS OF 12'-0" AND 16'-0"

NOTES:

1. ADJUST OR REMOVE PLANT, WHERE TREE MAY OCCUR. SEE PLANS FOR TREE LOCATIONS.
2. PROVIDE A PHOTOGRAPH OF EACH COMPLETED PLANTER TYPE, TO RECEIVE APPROVAL FROM LANDSCAPE ARCHITECT BEFORE PROCEEDING WITH FURTHER PLANTER CONSTRUCTION. PLANTER TYPES INCLUDE: PARKWAY, WATER QUALITY, MEDIAN AND BULBOUT.



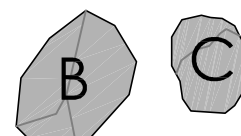
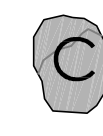
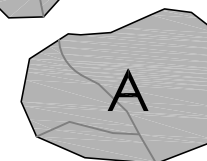
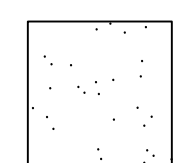
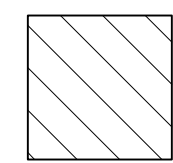
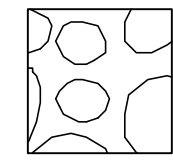

A PARKWAY PLANTER
1/2" = 1'-0"

PLAN CODE LDSC-13
AS-BUILT
By: _____ Date: _____
R.C.E.: _____ Exp: _____



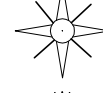




ENGINEER OF WORK	CITY APPROVED CHANGES	APP'D	DATE	RECOMMENDED FOR APPROVAL	APPROVED FOR CONSTRUCTION	BENCH MARK	CITY OF SOLANA BEACH	ENGINEERING DEPARTMENT	DRAWING NO.
_____	_____	_____	_____	By: _____ Date: _____	By: _____ Date: _____ Mohammad Sammak, City Engineer R.C.E.: 37146 Exp: 6/30/22	DESCRIPTION: LOCATION: ELEV.: _____ DATUM: M.S.L.	IMPROVEMENT PLANS FOR: LOMAS SANTA FE CORRIDOR	LANDSCAPE & PLANTING DETAILS	PL-13
_____	_____	_____	_____	By: _____ Date: _____	By: _____ Date: _____	_____	_____	_____	Sheet 69 of 73

100% PLANS - DECEMBER 10, 2021. NOT FOR CONSTRUCTION

SYMBOL LEGEND

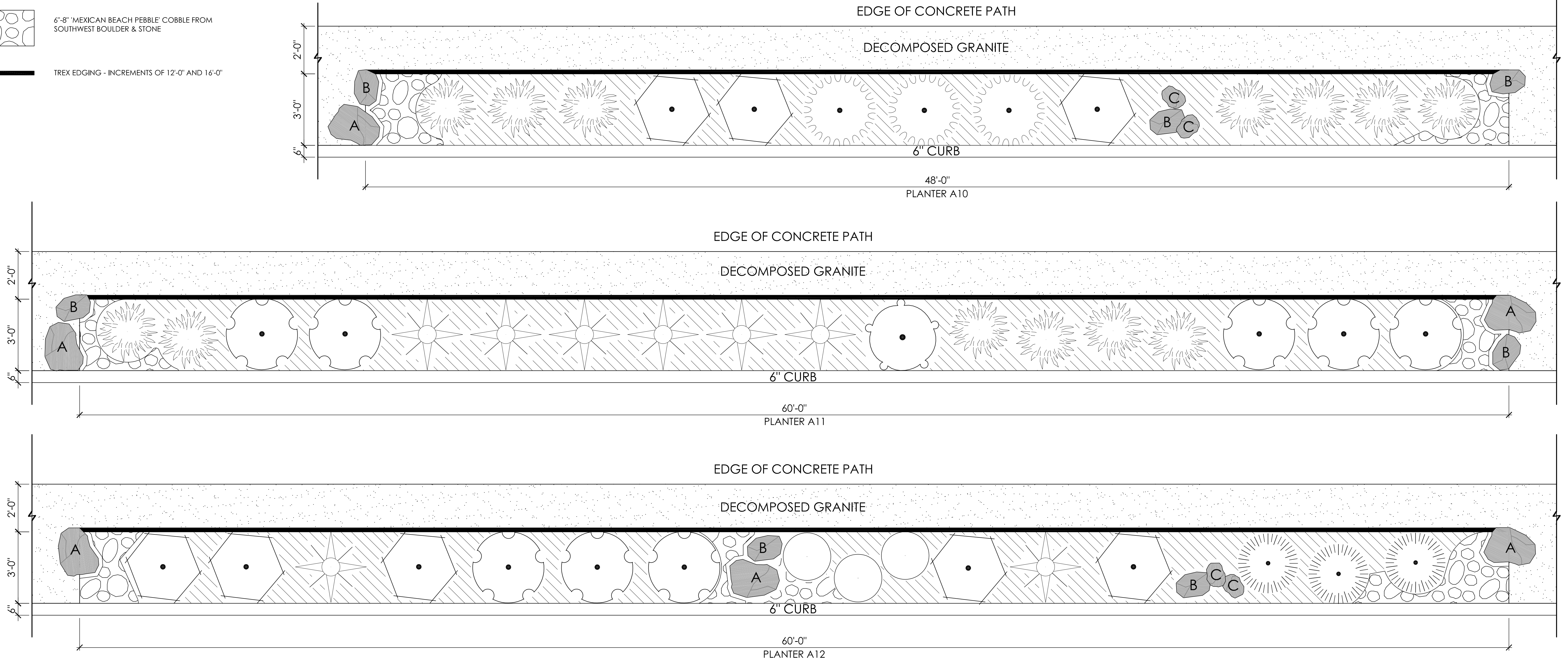
-  **B**
-  **C**
-  **A**
- 12", 18" AND 24" 'DESERT SAND' BOULDERS FROM SOUTHWEST BOULDER & STONE
-  DECOMPOSED GRANITE
-  WOOD MULCH
-  6"-8" 'MEXICAN BEACH PEBBLE' COBBLE FROM SOUTHWEST BOULDER & STONE
-  TREX EDGING - INCREMENTS OF 12'-0" AND 16'-0"

PLANT SCHEDULE

SHRUBS	BOTANICAL NAME	COMMON NAME
	ALOE STRIATA	CORAL ALOE
	ANIGOZANTHOS X 'BIG RED'	BIG RED KANGAROO PAW
	LEYMUS CONDENSATUS 'CANYON PRINCE'	NATIVE BLUE RYE
	MUHLENBERGIA DUBIA	PINE MUHLY
	MYOPORUM PARVIFOLIUM	TRAILING MYOPORUM
	PHORMIUM TENAX 'BRONZE BABY'	BRONZE BABY NEW ZEALAND FLAX
	SENECIO MANDRALISCAE 'BLUE CHALK STICKS'	SENECIO

NOTES:

- ADJUST OR REMOVE PLANT, WHERE TREE MAY OCCUR. SEE PLANS FOR TREE LOCATIONS.
- PROVIDE A PHOTOGRAPH OF EACH COMPLETED PLANTER TYPE, TO RECEIVE APPROVAL FROM LANDSCAPE ARCHITECT BEFORE PROCEEDING WITH FURTHER PLANTER CONSTRUCTION. PLANTER TYPES INCLUDE: PARKWAY, WATER QUALITY, MEDIAN AND BULBOUT.



(A) PARKWAY PLANTER
1/2" = 1'-0"

RRM-LO-15

AS-BUILT

PLAN CODE
LDSC-14

By: _____ Date: _____
R.C.E.: _____ Exp: _____

ENGINEER OF WORK	CITY APPROVED CHANGES	APP'D DATE	RECOMMENDED FOR APPROVAL	APPROVED FOR CONSTRUCTION	BENCH MARK	CITY OF SOLANA BEACH	ENGINEERING DEPARTMENT	DRAWING NO.
_____ DATE			By: _____ Date: _____	By: _____ Date: _____ Mohammad Sammak, City Engineer R.C.E.: 37146 Exp: 6/30/22	DESCRIPTION: LOCATION: ELEV.: _____ DATUM: M.S.L.	IMPROVEMENT PLANS FOR: LOMAS SANTA FE CORRIDOR	LANDSCAPE & PLANTING DETAILS	PL-14 Sheet 70 of 73

100% PLANS - DECEMBER 10, 2021. NOT FOR CONSTRUCTION

PLANT SCHEDULE

SHRUBS	BOTANICAL NAME	COMMON NAME
	ACHILLEA X 'MOONSHINE'	MOONSHINE YARROW
	CAREX TUMULICOLA	FOOTHILL SEDGE
	CHONDROPETALUM TECTORUM	CAPE RUSH
	FESTUCA RUBRA 'MOLATE'	MOLATE RED FESCUE
	IRIS DOUGLASIANA	DOUGLAS IRIS
	JUNCUS PATENS	CALIFORNIA GRAY RUSH
	LEYMUS CONDENSATUS 'CANYON PRINCE'	NATIVE BLUE RYE
	PHORMIUM TENAX 'BRONZE BABY'	BRONZE BABY NEW ZEALAND FLAX
	SISYRINCHIUM BELLUM	BLUE EYED GRASS

SYMBOL LEGEND

12", 18" AND 24" 'DESERT SAND' BOULDERS FROM SOUTHWEST BOULDER & STONE

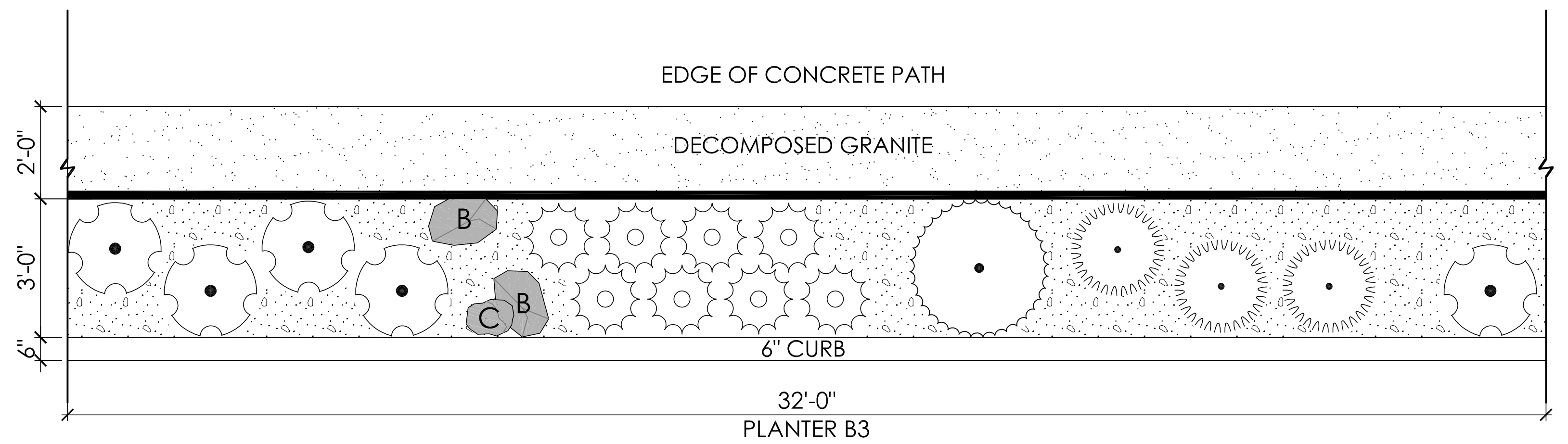
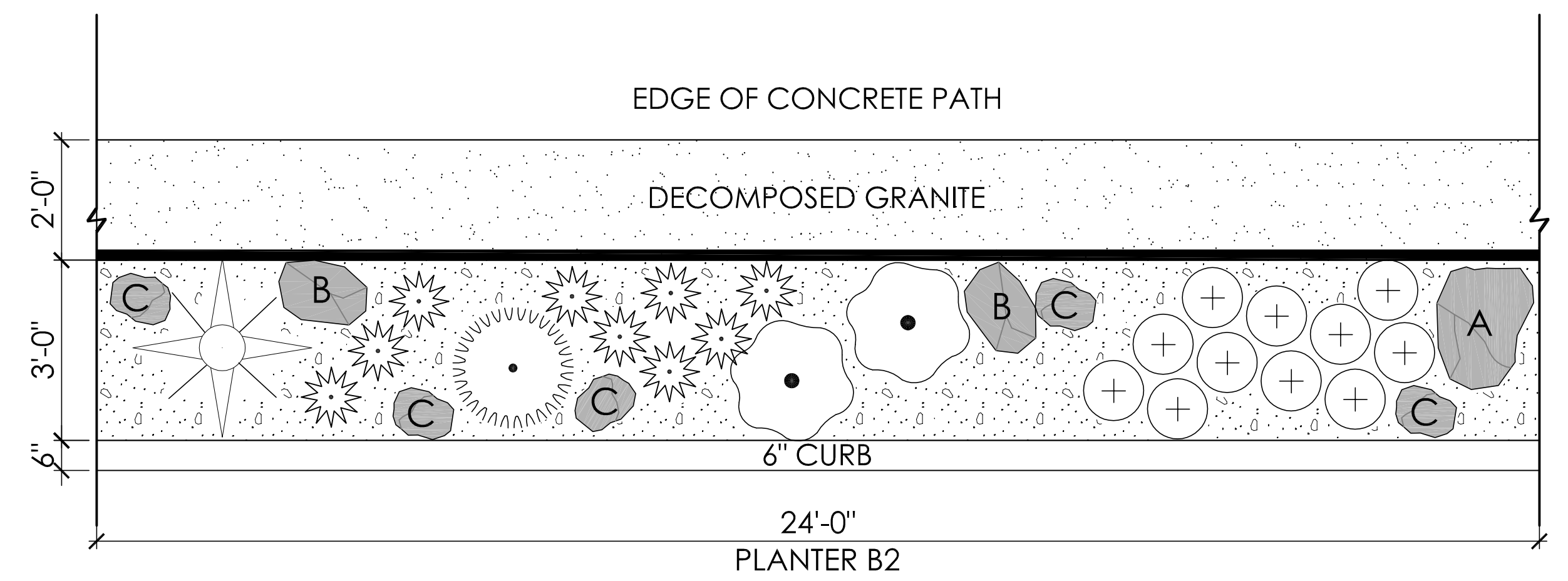
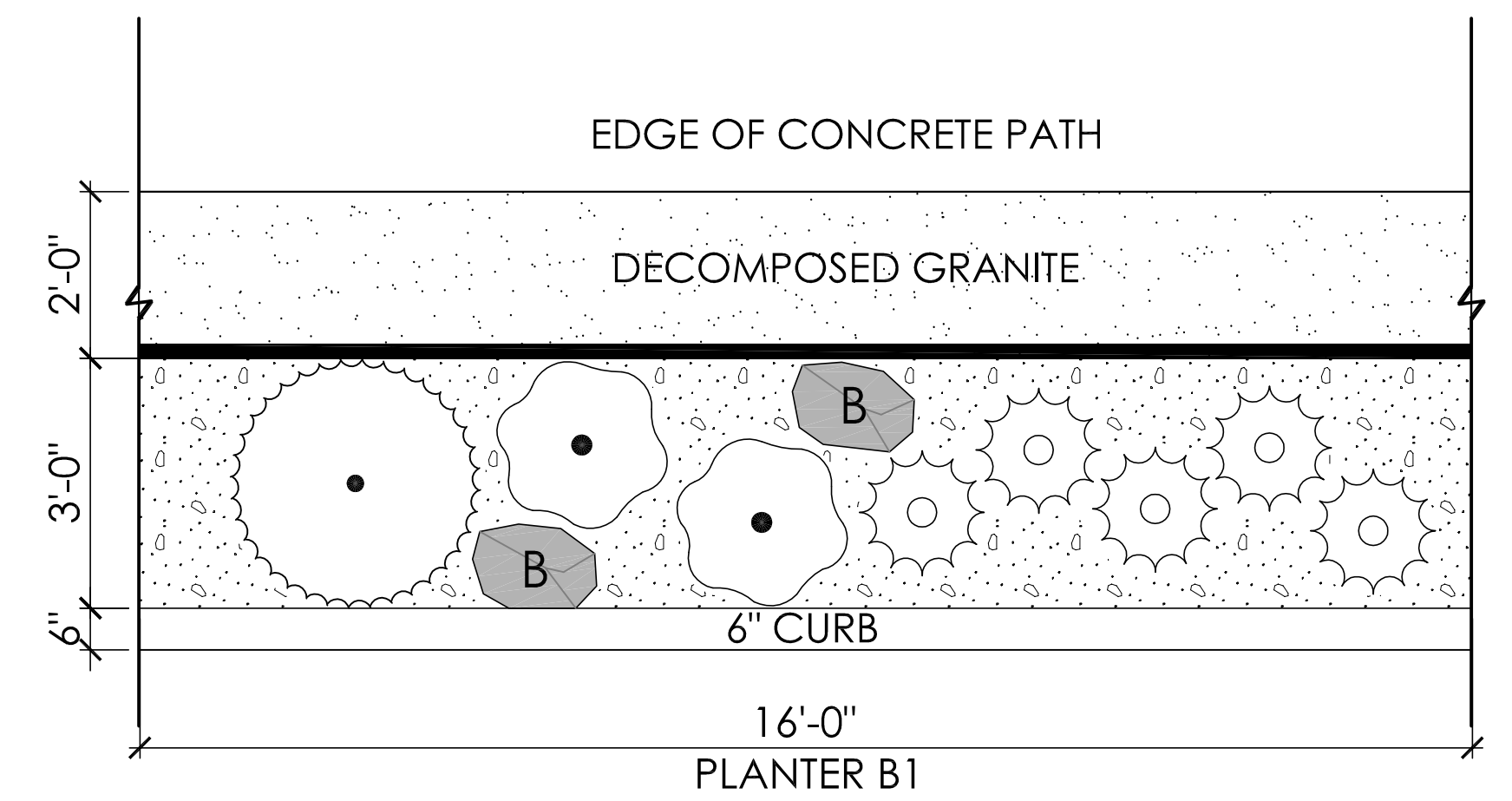
DECOMPOSED GRANITE

1"-2" 'MEXICAN BEACH PEBBLE' PEBBLE FROM SOUTHWEST BOULDER & STONE

TREX EDGING - INCREMENTS OF 12'-0" AND 16'-0"

NOTES:

- ADJUST OR REMOVE PLANT, WHERE TREE MAY OCCUR. SEE PLANS FOR TREE LOCATIONS.
- PROVIDE A PHOTOGRAPH OF EACH COMPLETED PLANTER TYPE, TO RECEIVE APPROVAL FROM LANDSCAPE ARCHITECT BEFORE PROCEEDING WITH FURTHER PLANTER CONSTRUCTION. PLANTER TYPES INCLUDE: PARKWAY, WATER QUALITY, MEDIAN AND BULBOUT.



(A) WATER QUALITY PLANTER
1/2" = 1'-0"

PLAN CODE LDSC-15
AS-BUILT
By: _____ Date: _____
R.C.E.: _____ Exp: _____

ENGINEER OF WORK	CITY APPROVED CHANGES	APP'D	DATE	RECOMMENDED FOR APPROVAL	APPROVED FOR CONSTRUCTION	BENCH MARK	CITY OF SOLANA BEACH	ENGINEERING DEPARTMENT	DRAWING NO.
By: _____ Date: _____				By: _____ Date: _____	By: Mohammad Sammak, City Engineer R.C.E.: 37146 Exp: 6/30/22	DESCRIPTION: LOCATION: ELEV.: _____ DATUM: M.S.L.	IMPROVEMENT PLANS FOR: LOMAS SANTA FE CORRIDOR	LANDSCAPE & PLANTING DETAILS	PL-15
DATE				By: _____ Date: _____					Sheet 71 of 73

100% PLANS - DECEMBER 10, 2021. NOT FOR CONSTRUCTION

PLANT SCHEDULE

SHRUBS	BOTANICAL NAME	COMMON NAME
	ACHILLEA X 'MOONSHINE'	MOONSHINE YARROW
	CAREX TUMULICOLA	FOOTHILL SEDGE
	CHONDROPETALUM TECTORUM	CAPE RUSH
	FESTUCA RUBRA 'MOLATE'	MOLATE RED FESCUE
	IRIS DOUGLASIANA	DOUGLAS IRIS
	JUNCUS PATENS	CALIFORNIA GRAY RUSH
	LEYMUS CONDENSATUS 'CANYON PRINCE'	NATIVE BLUE RYE
	SISYRINCHIUM BELLUM	BLUE EYED GRASS

SYMBOL LEGEND

12", 18" AND 24" 'DESERT SAND' BOULDERS FROM SOUTHWEST BOULDER & STONE

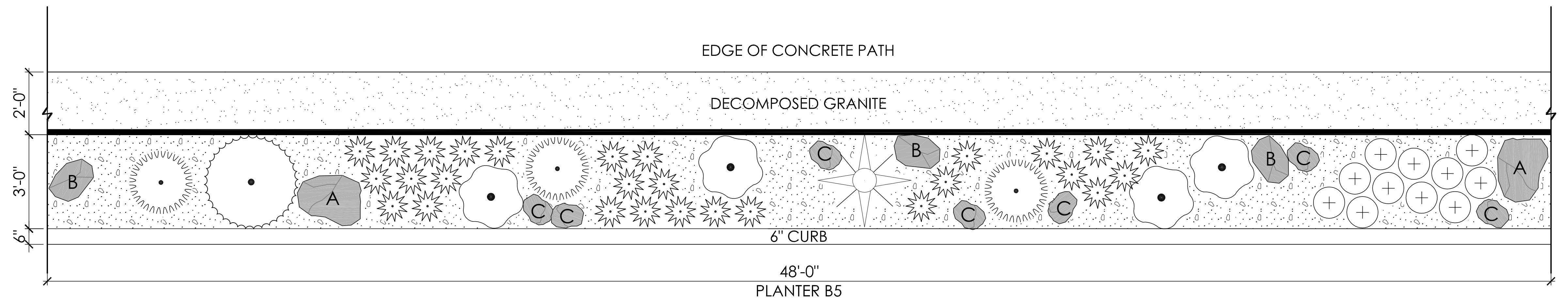
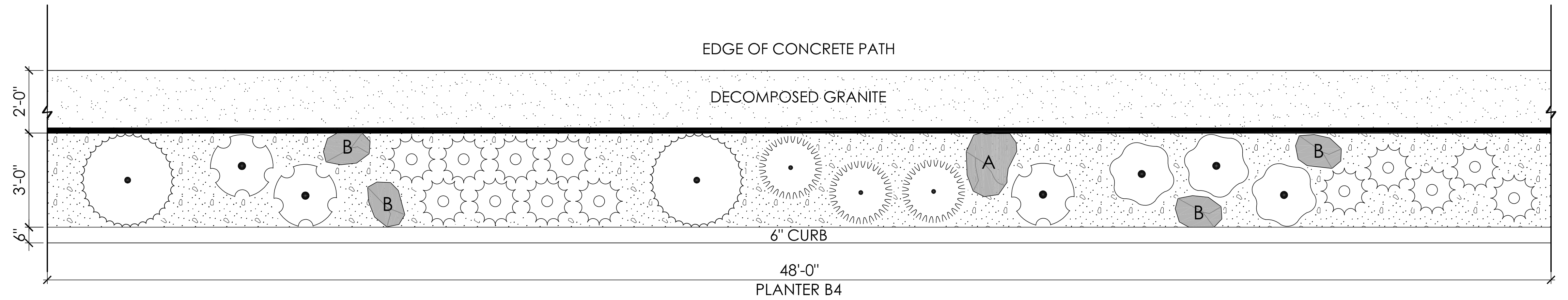
DECOMPOSED GRANITE

1"-2" 'MEXICAN BEACH PEBBLE' PEBBLE FROM SOUTHWEST BOULDER & STONE

TREX EDGING - INCREMENTS OF 12'-0" AND 16'-0"

NOTES:

- ADJUST OR REMOVE PLANT, WHERE TREE MAY OCCUR. SEE PLANS FOR TREE LOCATIONS.
- PROVIDE A PHOTOGRAPH OF EACH COMPLETED PLANTER TYPE, TO RECEIVE APPROVAL FROM LANDSCAPE ARCHITECT BEFORE PROCEEDING WITH FURTHER PLANTER CONSTRUCTION. PLANTER TYPES INCLUDE: PARKWAY, WATER QUALITY, MEDIAN AND BULBOUT.

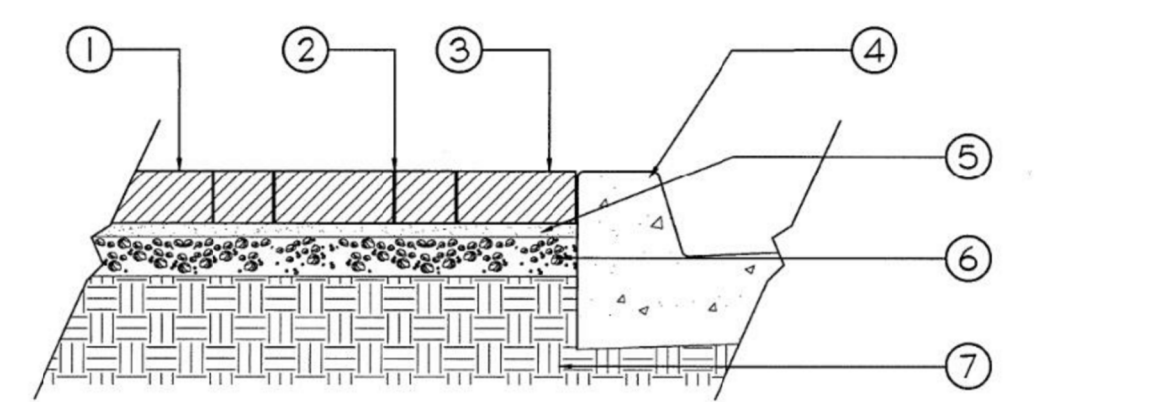


A WATER QUALITY PLANTER
1/2" = 1'-0"

AS-BUILT
PLAN CODE: LDSC-16
By: _____ Date: _____
R.C.E.: _____ Exp: _____

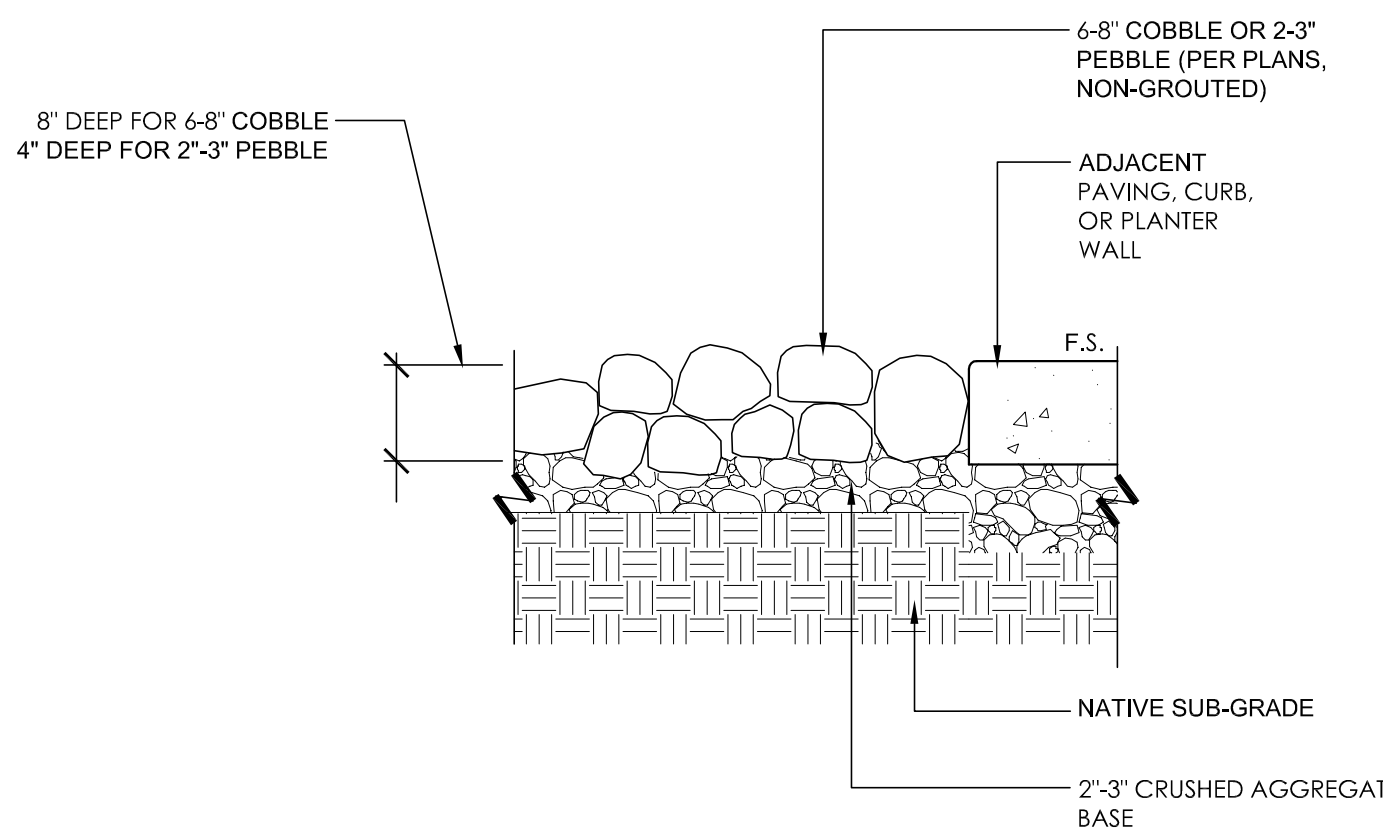
ENGINEER OF WORK	CITY APPROVED CHANGES	APP'D	DATE	RECOMMENDED FOR APPROVAL	APPROVED FOR CONSTRUCTION	BENCH MARK	CITY OF SOLANA BEACH	ENGINEERING DEPARTMENT	DRAWING NO.
_____	_____	_____	_____	By: _____ Date: _____	By: Mohammad Sammak, City Engineer R.C.E.: 37146 Exp: 6/30/22	DESCRIPTION: LOCATION: ELEV.: _____ DATUM: M.S.L.	IMPROVEMENT PLANS FOR: LOMAS SANTA FE CORRIDOR	LANDSCAPE & PLANTING DETAILS	PL-16
_____	_____	_____	_____	By: _____ Date: _____					Sheet 72 of 73

100% PLANS - DECEMBER 10, 2021. NOT FOR CONSTRUCTION

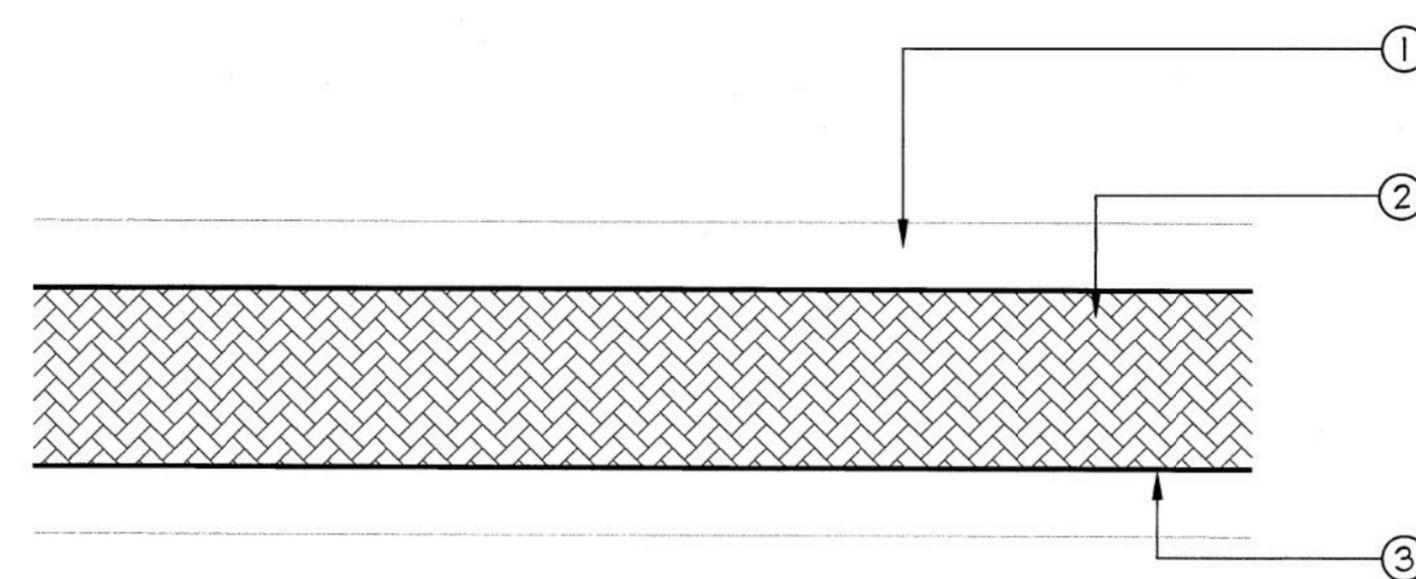


- 1 PRECAST PAVERS
- 2 INSTALL PAVERS HAND TIGHT WITH JOINTS APPROXIMATELY 1/8"
- 3 TAMP PAVERS WITH MECHANICAL VIBRATOR UNIFORMLY LEVEL TRUE TO GRADE AND FREE OF MOVEMENT
- 4 CURB AND GUTTER PER CIVIL DOCUMENTS
- 5 PLACE BEDDING COURSE OF CONC. SAND TO A UNIFORM DEPTH OF APPROX 1"
- 6 EXCAVATE UNSUITABLE, UNSTABLE OR UNCONSOLIDATED SUBGRADE MATERIAL AND COMPACT THE AREA WHICH HAS BEEN CLEARED. BACKFILL AND LEVEL WITH 5" CLASS 2 BASE.
- 7 COMPACTED SUBGRADE

H CONCRETE PAVERS SECTION
NTS
DETAIL-FILE



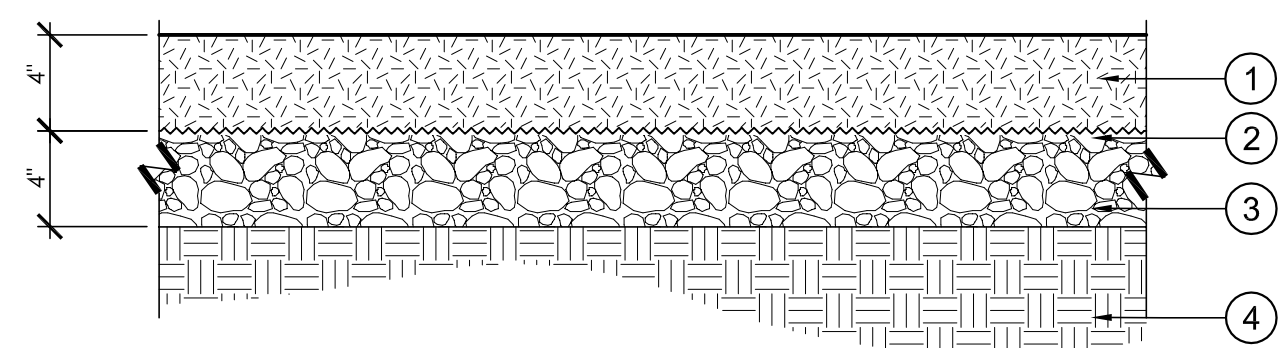
E 2-3" PEBBLE & 6-8" COBBLE
1" = 1'-0"
RRM-LO-16



- 1 CURB AND GUTTER PER CIVIL DOCUMENTS
- 2 PRECAST PAVERS MAKE ACKER-STONE OR EQUAL STYLE. GRANITINE COLOR. TERRA COTTA PATTERN. HERRINGBONE
- 3 WHERE REQUIRED CUT PAVERS WITH AN APPROVED CUTTER TO FIT ACCURATELY

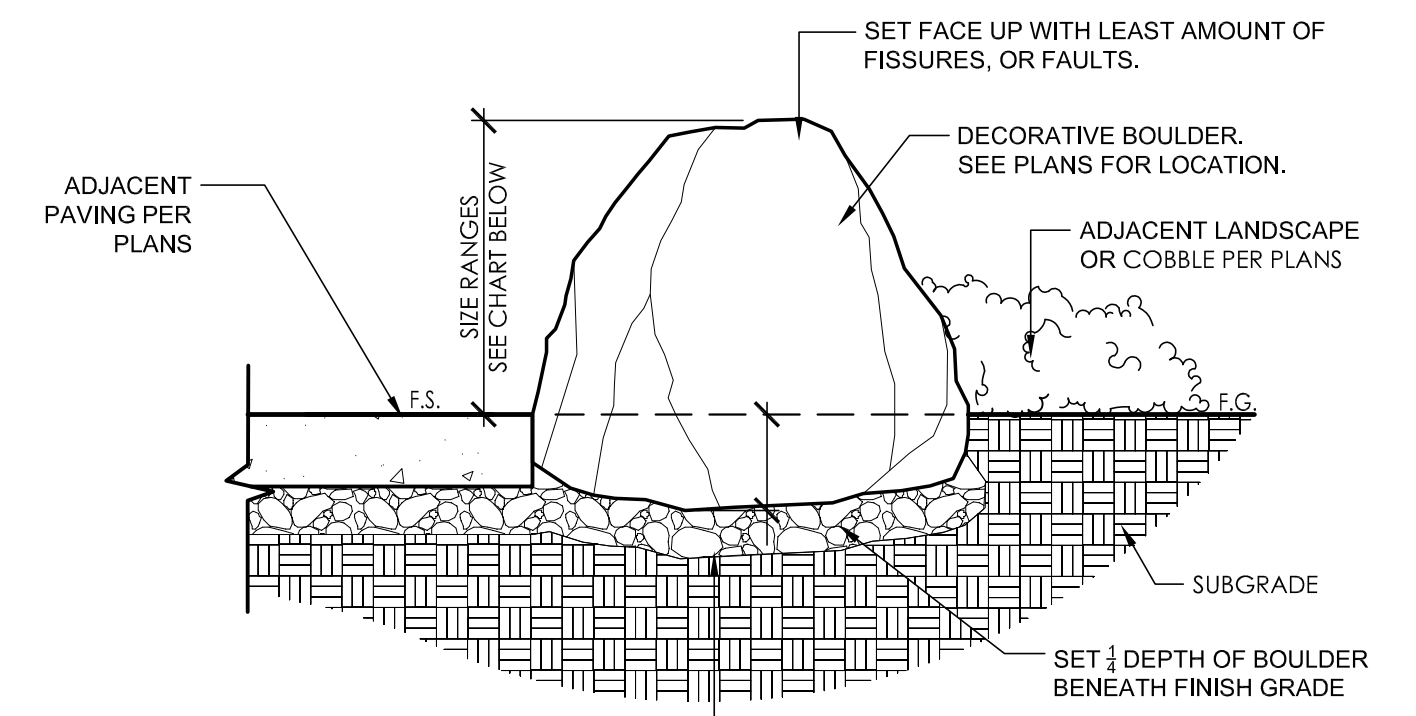
G CONCRETE PAVERS PLAN
NTS
DETAIL-FILE

- 1 4" THICK DECOMPOSED GRANITE PAVING. COLOR AS APPROVED. COMPACT TO 90% RELATIVE COMPACTION
- 2 GEOSYNTHETIC FABRIC
- 3 2" AGGREGATE BASE @ 90% RELATIVE COMPACTION
- 4 NATURAL SUB-GRADE



NOTES:
1) SEE CIVIL SHEETS/SPECS FOR WATER QUALITY PLANTER SOIL

I DECOMPOSED GRANITE PAVING
1" = 1'-0"
RRM-LO-25

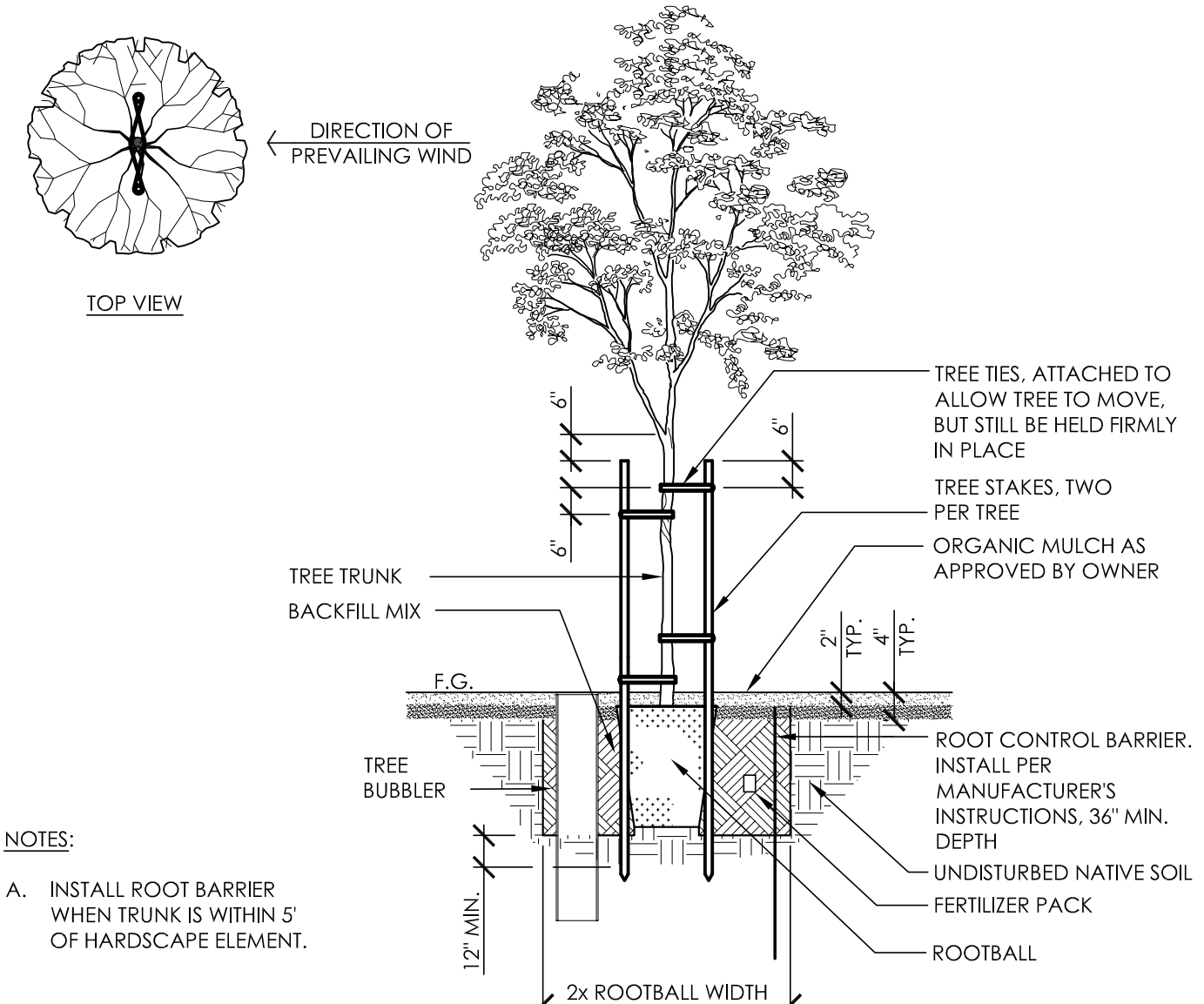


BOULDER SIZING:
PROVIDE QUANTITIES OF BOULDERS PER QUANTITIES SHOWN ON PLANS. APPROXIMATE SIZE OF BOULDERS:
SIZE A: 24"-30"
SIZE B: 24"-18"
SIZE C: 18"-12"

TYPICAL GROUPING

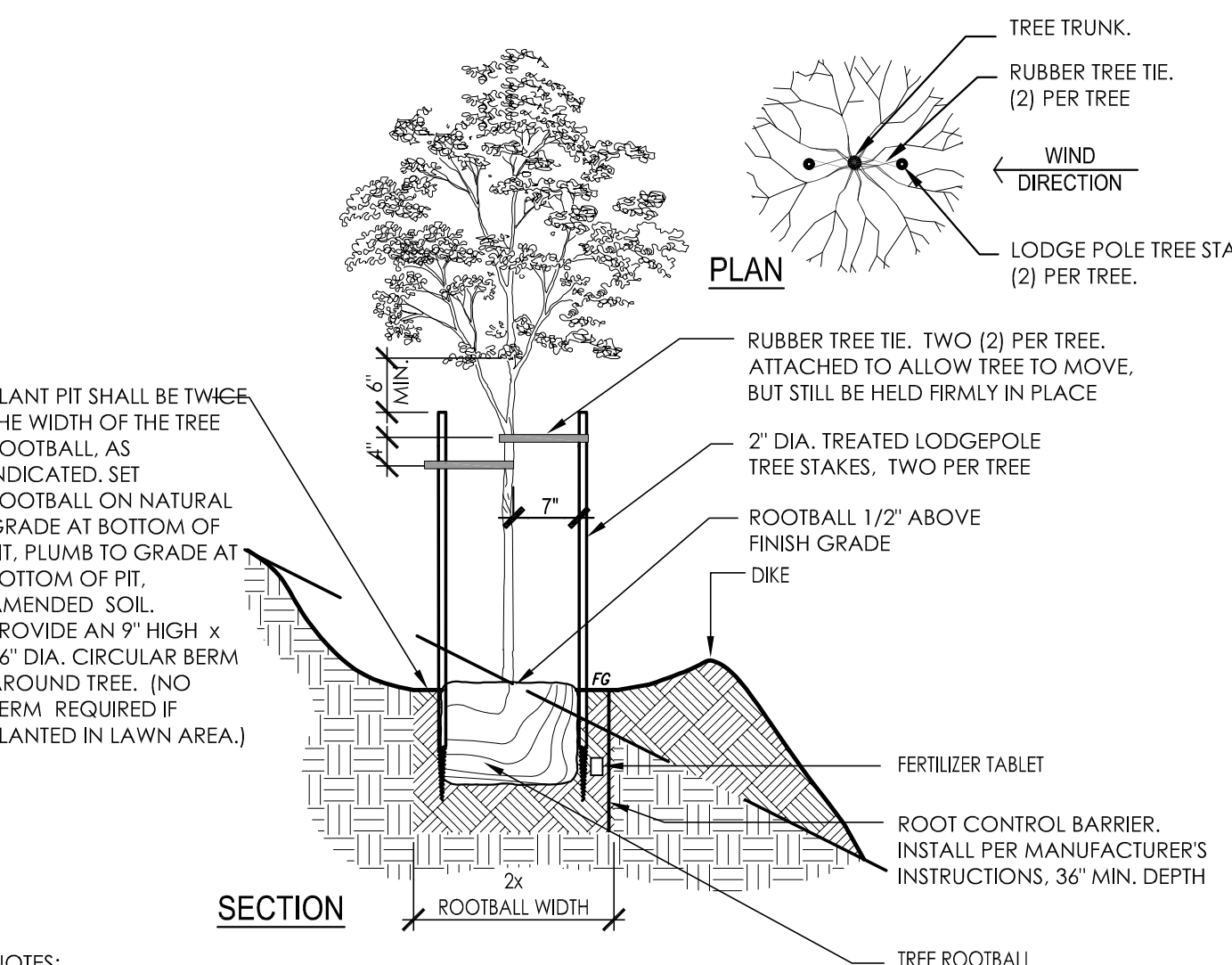
- NOTES:
A. PROVIDE TYPICAL PHOTOGRAPHS OF BOULDERS FOR APPROVAL FROM AUTHORIZED REPRESENTATIVE PRIOR TO PURCHASING
B. SEE CONSTRUCTION PLANS FOR SURROUNDING PAVING TYPE.
C. BOULDERS TO BE DESERT SAND FROM BOULDERS SOUTHWEST BOULDER AND STONE

F LANDSCAPE BOULDER INSTALLATION
3/4" = 1'-0"
RRM-LO-22



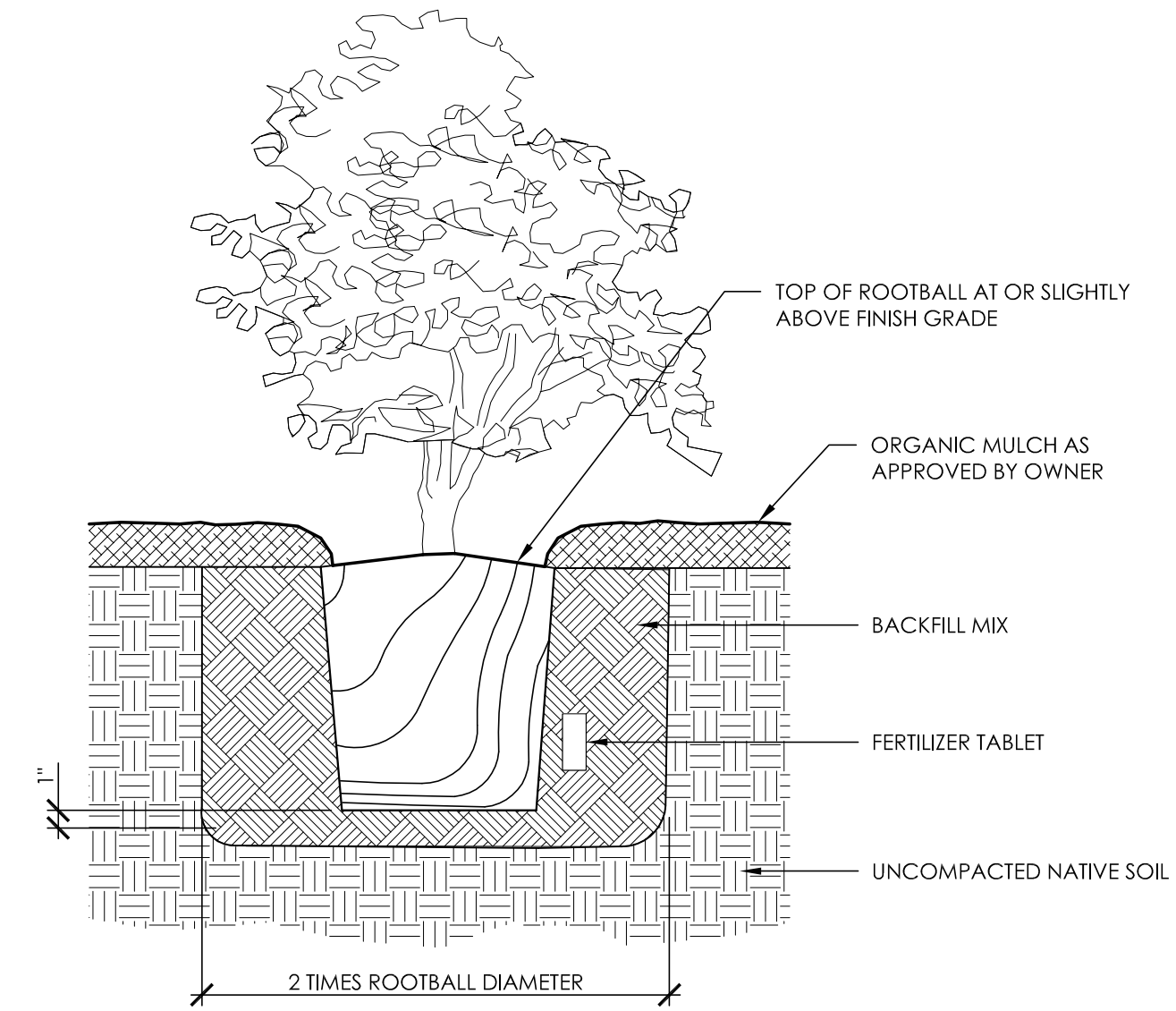
- NOTES:
A. INSTALL ROOT BARRIER WHEN TRUNK IS WITHIN 5' OF HARDSCAPE ELEMENT.

D TREE PLANTING WITH WOOD STAKES
1/2" = 1'-0"
RRM-LO-21

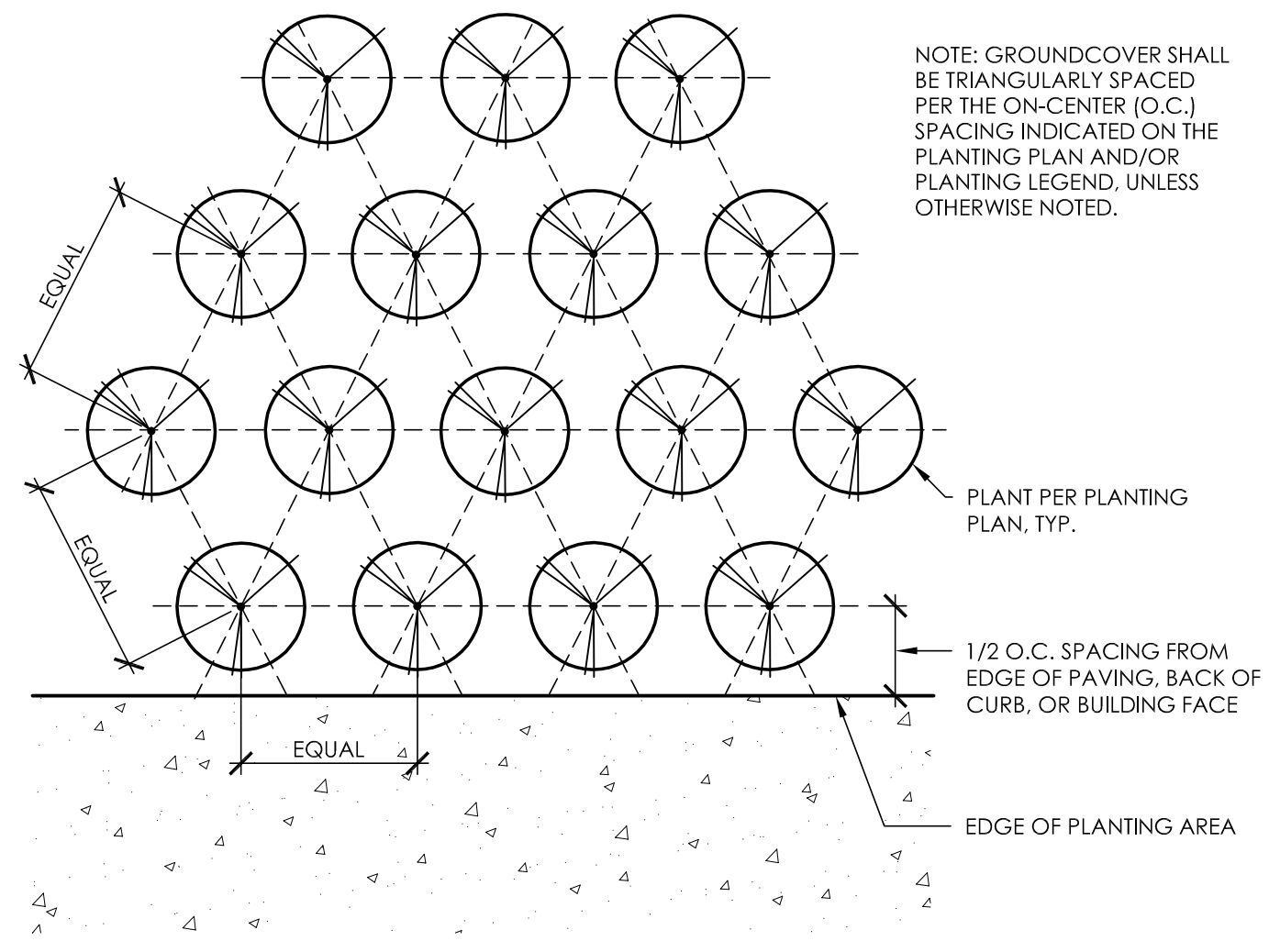


- NOTES:
A. INSTALL ROOT BARRIER WHEN TRUNK IS WITHIN 5' OF HARDSCAPE ELEMENT.

C TREE PLANTING ON SLOPE
1/2" = 1'-0"
RRM-LO-20

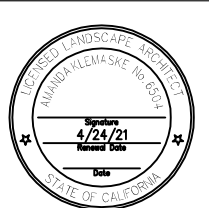


B SHRUB PLANTING
1 1/2" = 1'-0"
RRM-LO-18



A GROUNDCOVER SPACING
1 1/2" = 1'-0"
RRM-LO-19

AS-BUILT
PLAN CODE: LDSC-17
By: _____ Date: _____
R.C.E.: _____ Exp: _____



ENGINEER OF WORK	CITY APPROVED CHANGES	APP'D DATE	RECOMMENDED FOR APPROVAL	APPROVED FOR CONSTRUCTION	BENCH MARK
By: _____ Date: _____			By: _____ Date: _____	By: _____ Date: _____	
By: _____ Date: _____			By: _____ Date: _____	Mohammad Sammak, City Engineer R.C.E.: 37146 Exp: 6/30/22	

CITY OF SOLANA BEACH	ENGINEERING DEPARTMENT	DRAWING NO.
IMPROVEMENT PLANS FOR:	LANDSCAPE & PLANTING DETAILS	PL-17
LOMAS SANTA FE CORRIDOR		Sheet 73 of 73

100% PLANS - DECEMBER 10, 2021. NOT FOR CONSTRUCTION